



Table of Contents

Section 1 Scope and Description

- 1.1 Background and Overview
- 1.2 Scope of Work and Services Requested
- 1.3 Contact Information and Proposed Schedule
- 1.4 Format and Content of Proposals

Section 2 Proposal, Evaluation Criteria, and Questions

- 2.1 Proposal
- 2.2 Evaluation Criteria
- 2.3 Questions

Section 3 Contract Terms and Conditions

Section 4 Proposal Form



SECTION 1 SCOPE AND DESCRIPTION

1.1 Background and Overview

The Yukon-Kuskokwim Health Corporation (YKHC) is a non-profit, tax-exempt corporation operating pursuant to resolution of 58 federally recognized tribes and is governed by a Board of Directors elected by Tribal Councils in the region. YKHC operates a health program accredited by the Joint Commission on Accreditation of Healthcare Organizations. YKHC serves the Yukon-Kuskokwim Delta region of Alaska pursuant to a Compact and Funding Agreement with the Indian Health Service, as authorized by the Indian Self-Determination and Education and Assistance Act, 25 U.S.C. 450, *et seq.*, and Section 325 of P.L. 105-83.

YKHC is located in Bethel, Alaska, a city of approximately 6,000 people in southwest Alaska and serves a population of approximately 28,000 people. Bethel is a hub for health care, groceries, fuel, and transportation for communities in a region approximately the size of Oregon and is accessible by plane year round (weather permitting) and barges may access the Port of Bethel from May to September.

YKHC is seeking proposals for investment management services. The purpose of this Request for Proposals (RFP) is to acquire professional services that will further develop and improve the investment objectives, standards of prudence, eligible investments and transactions, internal controls, reporting requirements, and safekeeping and custodial procedures necessary for the prudent management of the investment funds of the Yukon-Kuskokwim Health Corporation.

YKHC's funds available for investment are generally comprised of monies in the Permanent Fund, General Operating Funds, and any other funds designated by management.

- a. The estimated portfolio size is approximately \$150 million.
- b. Fluctuations in portfolio size throughout the year are normal.
- c. The investment funds are primarily one-third operating funds and two-thirds long term conservative growth funds.
- d. The current investment management procedures are carried out by the original manager of the YKHC "Permanent Fund".

1.2 Scope of Work and Services Requested

YKHC is seeking proposals for the following services:

- a. Review of the YKHC Investment Policy and provide recommendations for revisions.
- b. Review cash and short-term investment management procedures and propose improvements to the current program.
- c. Review, evaluate, and make recommendations regarding safekeeping and custodial procedures.
- d. Provide full-time discretionary management of YKHC's investment portfolio.
- e. Provide strategies for enhancing portfolio performance while adhering to YKHC's Investment Policy and cash flow needs.
- f. Establish procedures for assuring competitive prices for securities transactions.
- g. Monitor the creditworthiness of financial institutions and investments in the portfolio.
- h. Work with YKHC staff to ensure the coordination of investments, delivery of securities, and availability of funds as needed.



- i. Provide monthly statements detailing the activities of YKHC’s portfolio.
- j. Provide monthly statements detailing earnings and the rate of return achieved on the portfolio.
- k. Provide training to the YKHC Board and staff on cash, treasury, and investment management subjects and updates to new guidelines.
- l. Ensure that all investment advice provided complies with all state laws of Alaska and policies of the YKHC.

1.3 CONTACT INFORMATION AND PROPOSED SCHEDULE

<p>LEGAL: Sharon Sigmon General Counsel 907-545-1229 E-mail address:: Sharon_Sigmon@ykhc.org</p> <p>CONTRACTS: Christine Blake Contracts Manager 907-543-6632 E-mail address: Christine_Blake@ykhc.org</p>	<p>TECHNICAL: Lisa Wimmer Chief Financial Officer 907-543-6856 E-mail address: Lisa_Wimmer@ykhc.org</p>
--	--

YKHC anticipates the following timetable:

Issue RFP	July 27, 2018
Pre-Proposal Meeting	None
Deadline to Submit Questions (send to BOTH contacts listed in section 1.4)	August 9, 2018
YKHC Publishes Addendum in Response to Questions at https://www.ykhc.org/work/ <i>It is the responsibility of Offerors to check the website for Addendums. Offerors will NOT receive notification when addendums are issued.</i>	August 14, 2018
Proposal Due Date and Time	August 23, 2018 4:00PM Alaska Time
Panel Review of Proposals	August 24, 2018
Panel Recommendation Finalist	August 28, 2018
Recommendation to Board	First week in September
Notice of Intent to Award -sent to all participants	Following Board approval-first week in September
Service Start Date	Upon contract execution



YKHC reserves the right to conduct one or more interviews prior to vendor selection. If conducted, these interviews will be held at the YKHC offices in Bethel, Alaska.

1.4 Format and Content of Proposals

Response should be presented in the following order to facilitate comparisons between respondents:

1.4.1 Organization

- a. Describe your organization, including the date founded, ownership, and any subsidiary relationships or relationships with other financial institutions.
- b. Describe any (past or current) SEC regulatory censure or litigation related to services your organization provides.
- c. State the dollar value of the assets and the number of portfolios your organization has under direct and continuous management, categorized between public sector and other clients.
- d. Describe experience of your organization in providing investment management services to non-profit corporations.
- e. Provide a list of relevant client references (prefer tribal health and non-profit), including contact persons and telephone numbers. References should include clients with similar types of organization, portfolio size, and investment objectives.
- f. Provide the number of portfolios your organization has added in the last two years. Discuss the number of portfolios has your organization lost in the past two years and why.
- g. Describe the type and amount of insurance coverage your organization maintains with respect to investment management activities.

1.4.2 Personnel

- a. Identify your organization's commitment to the public sector. Identify by job classification the number of individuals providing investment management related services. Specify the average number of portfolios handled by each portfolio manager.
- b. Identify the key personnel who would be directly involved in providing services under the engagement. Describe their relationship with your organization, the role they would play in this engagement, their experience in the investment business, and specifically with tribal/non-profit cash management and investments, and their years of service to your organization.
- c. Describe efforts your organization makes to keep its investment professionals informed of developments relevant to investment managers.
- d. Describe departures and additions of key personnel during the past year.

1.4.3 Investment Management Approach and Discipline

- a. Describe your organization's approach to fulfilling the requirements of this RFP.



- b. Describe the types of investment research your organization utilizes and the methodology used to recommend investment decisions (including maturity and sector selection).
- c. Describe your organization's primary strategies for adding value to a portfolio.
- d. Describe your organization's daily procedures for portfolio review, investment management and client contact.
- e. How will your organization accommodate fluctuating cash flows and the cash forecasting process?

1.4.4 Reporting Capabilities

- a. Submit samples of reports which would be provided, and describe their frequency. Include methods and formulas used to calculate return and performance.
- b. Describe the process your organization would use to assist in identifying appropriate industry benchmarks.
- c. Describe the types of benchmarks which would be included with the performance reports.

1.4.5 Fees

- a. Provide the fee structure that would apply to this account. Assume that the combined investment portfolio will be \$125+ million.
- b. Identify any required expenses not included in the fee structure that would be required to implement your organization's program.
- c. Clearly identify reductions in fees that would occur by size or time in years two, three, four, and five if a contract were awarded and extended.

1.4.6 Other Considerations

- a. Describe your organization's experience in developing investment policies and internal procedures for public sector clients.
- b. Describe your organization's approach to managing relationships with the broker/dealer community.
- c. Describe any assistance your organization would provide in reviewing custodial and safekeeping arrangements.
- d. Describe the type and frequency of credit analysis that would be provided on security issuers and financial institutions.
- e. Describe your organization's experience in providing assistance in obtaining a rating for the portfolio.
- f. Describe the training and education services that would be provided to YKHC staff.
- g. Describe the nature and frequency of meetings your organization would recommend to keep YKHC staff informed.



requests for alternate contract language, however the Terms and Conditions marked with an asterisk () below are not negotiable.*

3.1 Services. The services to be performed by the Contractor shall be subject to the general control and approval of the Director of Revenue Cycle Management or his/her authorized representative.

3.2 Contract Period. This Contract shall be valid for a period of two (2) years and may be renewed at the expiration of the initial term upon written agreement of both parties. The renewal may be for up to three (3) additional one (1) year periods. Price adjustments will only be reviewed one time per year.

3.3 *Business, Professional, and Occupational License Requirements. Contractor must provide proof of valid City of Bethel and State of Alaska business licenses, if requested. Licenses must be current during the term of the Contract and any renewal period.

3.4 *Insurance CONTRACTOR shall maintain the following insurance policies and include YKHC as Additional Insured on each policy: (1) Commercial General Liability Insurance with a minimum policy limit of \$1,000,000.00 (ONE MILLION UNITED STATES DOLLARS AND ZERO CENTS) per occurrence and \$3,000,000.00 (THREE MILLION UNITED STATES DOLLARS AND ZERO CENTS) aggregate and (2) Workers' Compensation Insurance in the minimum amounts required by the applicable state, with a waiver of subrogation. Upon execution of this Contract and once every year thereafter, CONTRACTOR shall provide YKHC with a Certificate of Insurance in effect. CONTRACTOR agrees to notify YKHC in writing at least 30 days in advance of any proposed cancellations or changes in insurance or bonding coverage. The insurance company issuing the policy required above shall have an "BB" financial rating, or better, in the current edition of Standard & Poors Insurance Guide and be authorized by the State of Alaska, Department of Insurance to transact business within the state.

3.5 *Debarment. Contractor, including any of its subcontractors or key employees, certifies that it is not debarred, suspended, or excluded from contracting by any Federal, state, Tribal or other government body.

3.6 *Occupational Safety. *The Contractor must comply with the Occupational Safety and Health Act of 1970, Public Law 91-956, as it may apply to this Contract.

3.7 *Indemnity. Contractor agrees to indemnify, defend and hold harmless YKHC, its agents and employees from and against any suit, allegations, demands or claims arising directly or indirectly from this Agreement or Contractor's performance hereunder except in the event such claim is the result of the sole negligence or intentional misconduct of YKHC

3.8 *No Subcontract. This Agreement for Services is the means by which YKHC wishes to secure the services of Contractor. YKHC is engaging the services of Contractor because of Contractor's particular and specialized knowledge, judgment, skill and expertise. Accordingly, the services to be performed by Contractor under this Agreement may only be performed by Contractor, and no other, except with the prior written consent of YKHC in its sole discretion.

3.9 *Termination Either party may terminate this Agreement for any reason whatsoever, by giving thirty (30) days' notice of intent to terminate. In the event of termination of this Agreement pursuant to



this paragraph, the Contractor shall be paid for services performed as of the date of termination. In no event shall the Contractor be paid for work not yet performed.

In addition, either party may terminate this Agreement without notice upon breach of any term of this Agreement, or failure to meet any obligations hereunder. In the event of termination voluntarily, for breach of the Agreement or failure to meet the requisite obligations under the Agreement, the total compensation payable to Contractor will be solely the compensation due for work performed up to the date of termination.

3.10 *Invoices. Invoices must include description of service, rate, and number of units being billed for each service performed.

3.11 *Contractor is required to **send an email invoice to the Accounts Payable Department at: AccountsPayable@ykhc.org** .

3.12 *YKHC shall make payment by ACH to Contractor upon approval by the designated YKHC Project Manager of such invoice within 30 days of receipt.

3.13 * WAIVER OF LIABILITY AND LIMITATION OF DAMAGES

CONTRACTOR AGREES THAT YKHC SHALL NOT INCUR ANY LIABILITY OF ANY KIND WHATSOEVER, AND CONTRACTOR PROSPECTIVELY WAIVES AND RELEASES YKHC FROM ANY CLAIM, LIABILITY, OR CAUSE OF ACTION WHATSOEVER, FOR ANY INJURY OR DAMAGE TO CONTRACTOR OF ANY KIND OR NATURE THAT RESULTS FROM OR OCCURS IN CONNECTION WITH THIS AGREEMENT, INCLUDING WITHOUT LIMITATION ANY CLAIMS ARISING OUT OF ANY FAILURE OR DAMAGE TO CONTRACTOR OR PERSONAL OR REAL PROPERTY, INJURY TO OR ILLNESS OR DEATH OF CONTRACTOR'S OFFICERS, CONTRACTORS, SUBCONTRACTORS, LICENSEES, AGENTS, SERVANTS, EMPLOYEES, INVITEES OR VISITORS, AND ANY CLAIMS ARISING OUT OF ANY ACT OR OMISSION OF YKHC WITH RESPECT TO THIS AGREEMENT; PROVIDED THAT CONTRACTOR IS NOT RELEASING YKHC FROM LIABILITY FOR CLAIMS WHICH ARISE SOLELY OUT OF YKHC'S RECKLESSNESS OR INTENTIONAL MISCONDUCT. UNDER NO CIRCUMSTANCES SHALL YKHC BE LIABLE FOR ANY INDIRECT, INCIDENTAL, SPECIAL OR CONSEQUENTIAL DAMAGES, INCLUDING WITHOUT LIMITATION LOST PROFITS, EVEN IF YKHC HAS BEEN ADVISED OF THE POSSIBILITY OF SUCH DAMAGES.

3.14 *Equal Employment Opportunity. Contractor must comply with Equal Employment Opportunity regulations at 41 CFR part 60, Office of Federal Contract Compliance Programs, Equal Employment Opportunity, Department of Labor. It is the policy of YKHC that all of its services and activities be administered in conformance with the requirements of Title VI of the Civil Rights Act, notwithstanding the provision in Section 7(B) of P.L. 93-638, 25 U.S.C. §450e(b), the Indian Self-Determination and Education Assistance Act, under which YKHC and Contractor shall give preference in all phases of employment and training for all work performed under this Agreement to qualified Alaska Natives and/or American Indians regardless of age, marital status, religion, sex, or "qualified individual disability status," to the extent (1) authorized by prevailing law, (2) authorized by YKHC's Compact with the U.S. Indian Health Service, and (3) feasibly consistent with the efficient performance of Agreement.



3.15 *Anti-Lobbying. Byrd Anti-Lobbying Amendment (31 U.S.C. 1352): For all contracts or subgrants of \$100,000 or more, the contractor shall certify that it will not and has not used federal appropriated funds to pay any person or organization for influencing or attempting to influence an officer or employee of any agency, a member of Congress, officer or employee of Congress, or an employee of a member of Congress in connection with obtaining any federal contract, grant, or any other award covered by 31 U.S.C. 1352.

3.16 *Clean Air Act (42 U.S.C. 7401-7671q.) and the Federal Water Pollution Control Act (33 U.S.C. 1251-1387), as amended—Contractor agrees to comply with all applicable standards, orders or regulations issued pursuant to the Clean Air Act (42 U.S.C. 7401-7671q) and the Federal Water Pollution Control Act as amended (33 U.S.C. 1251-1387). Violations will be reported to the Federal awarding agency and the Regional Office of the Environmental Protection Agency (EPA).

SECTION 4 PROPOSAL SHEET (*REQUIRED*)



4.0 Proposal. Proposer acknowledges that this proposal will become the property of YKHC and as such, will not be returned. Proposer certifies that s/he has read, understands, and will fully and faithfully comply with this solicitation proposal, its attachments, and any referenced documents. Proposer also certifies that the **ATTACHED PROPOSAL DOCUMENTS, INCLUDING PRICES,** were independently developed without consultation with any of the other proposers or potential proposers.

Authorized Signature

Company's Legal Name

Printed Name

Address

Title

City, State & Zip Code

Telephone Number

Email Address

Person to contact regarding this proposal:

Name _____ Phone Number _____

Email Address _____

FEDERAL TAXPAYER ID NUMBER: _____

August 14, 2018

ADDENDUM No. 1 Investment Management Services

This addendum is hereby made a part of YKHC's RFP 2018-Investments

Please note the following changes, information, and/or instructions and submit your proposal accordingly.

QUESTIONS and ANSWERS:

- Q1.** Could you please share your current and most up to date Investment Policy Statement (IPS)?
- A1.** Yes, please see attached.
- Q2.** At this stage of the process would you like us to suggest areas for review of your IPS or would you like for us to take a first effort at a rewrite of the policy given where/what we think are industry best practices?
- A2.** Please review our IPS and feel free to provide suggestions at this time.
- Q3.** In regards to question 1.4.6.e, organizations in the healthcare space are often assigned a rating which defines how much and how expensive it is for them to take on debt. Is this question regarding how we would advise you as an organization on obtaining a rating or more specifically relating to your aggregate bond portfolio rating?
- A3.** Thank you for your questions, YKHC is very familiar with obtaining a rating based on recent borrowing experience. Please direct your response towards the aggregate bond portfolio rating.
- Q4.** Can you please provide your Investment Policy Statement?
- A4.** Yes, please see attached.
- Q5.** Can you please provide the most recent quarterly statement that contains a list of holdings and asset types?
- A5.** Yes, please see attached.
- Q6.** Where are the assets currently held?
- a. Is this a separate custodial provider from the current Investment Manager?
- A6.** Wells Fargo Institutional Trust
- A6.** a. No
- Q7.** Does any part of the Investment Pool included in this RFP contain proceeds of debt issuance (and therefore require a Registered Municipal Advisor?)
- A7.** No, these funds are completely separate from the debt issuance proceeds.
- Q8.** Who is the incumbent Investment Manager and are they being invited to respond?
- A8.** Wells Fargo and they are invited to respond.

Q9. Can you provide the reason you are conducting the search?
A9. As part of prudent business practices, YKHC requires that this level of vendor relationship be reviewed on a regular basis.

Q10. Can you provide the current pricing structure?
A10. YKHC does not reveal current pricing when soliciting new bids.

Q11. What other firms are invited to respond/being considered?
A11. This information is not required to complete a response for the RFP.

Q12. Is there just 1 entity, i.e. 1 Tax ID or multiple?
A12. One entity

Q13. How many separate accounts will be required? i.e. Operating Funds and Long-Term Conservative Growth accounts plus others (project specific)?
A13. Operating funds

Q14. Is a daily cash sweep (STIF) allowed?
A14. Yes

Q15. Can you provide an estimate of your liquidity needs?
 a. ‘Fluctuations in portfolio size throughout the year are normal.’ Are these fluctuations primarily in the Operating Fund Account?
 b. If so, of the indicated roughly \$50MM operating fund, what is the magnitude of fluctuations experienced annually? Are these fairly predictable, e.g. consistent seasonal flows, etc.?

A15. We anticipate using up to \$20 million in cash from the Operating fund account to purchase equipment and FF& E for our construction project.

A15. a. Yes, the fluctuations have been restricted to the Operating account.
A15. b. There are consistent seasonal flows shown in the table below.

	Brokerage Balance		
	2016	2017	2018
Oct	13,279,720.75	31,714,914.94	40,410,700.89
Nov	20,673,799.52	34,610,573.79	43,408,151.49
Dec	24,343,149.30	31,623,865.95	46,440,219.63
Jan	27,384,403.45	31,648,938.96	52,953,670.98
Feb	31,595,244.50	37,762,284.11	51,551,511.88
Mar	37,632,979.93	26,758,232.19	52,607,907.93
Apr	42,063,474.68	29,275,904.76	54,885,122.82
May	38,555,149.27	32,289,238.39	58,771,267.84
Jun	38,619,164.82	37,305,250.82	63,343,118.85
Jul	42,632,008.83	38,341,973.99	77,095,473.64
Aug	39,826,503.24	38,373,173.11	
Sep	41,097,633.65	35,894,528.77	

Q16. Are there any system interface requirements?

A16. The winning responder needs to have the ability to provide electronic access to the accounts.

Q17. Who is the current investment manager for the funds?

A17. Wells Fargo Institutional Trust

Q18. Would YKHC provide the most recent IPS for the funds?

A18. Please see attached statements.

Q19. Would YKHC provide a copy of the current portfolio holdings?

A19. Please see attached statements.

Q20. What are YKHC's anticipated client services requirements (e.g., meeting attendance, etc.)?

A20. At least two in-person meetings with the YKHC board of directors and monthly telephonic meetings with senior management.

Q21. Can you define how the Board defines discretionary management?

A21. This is addressed in the YKHC Permanent Fund Investment Policy provided in answer to

Q22. Is the Board looking for a provider that will research and pick managers and make asset allocation adjustments?

A22. Yes, this is outlined as part of the responsibilities of the successful firm in the YKHC Investment Policy.

Investment Policy Statement Permanent Fund

for



Yukon-Kuskokwim Health Corporation

Effective May 2008

Table of Contents

Purpose	Page 3
Responsibilities	Page 4
Statement of Objective	Page 6
Guidelines	Page 7
<ul style="list-style-type: none">• Time Horizon• Liquidity• Risk Tolerances• Performance Expectations• Diversification• Asset Allocation Model• Rebalancing	
Securities Guidelines	Page 9
<ul style="list-style-type: none">• Cash and Cash Equivalents• Equities• Mutual Funds and Exchange Traded Funds (ETFs)• Fixed Income• Alternative Investments and Real Estate	
Standards for Review and Communication	Page 13
<ul style="list-style-type: none">• Reporting and Evaluation• Communication and Reporting• Revision and Amendment• Effective Date	

Purpose

Yukon-Kuskokwim Health Corporation (YKHC) Board of Directors (Board) establishes this Investment Policy Statement (IPS) for the YKHC Permanent Fund (YKPF) to provide objectives, guidelines and restrictions for the management of this investment portfolio for the Corporation's Account No. 22869100 held at Wells Fargo Alaska Trust Co. N.A. or any successor account held at any successor institution. The YKPF investment program is defined in the IPS-YKPF by:

- Stating the YKHC's attitudes, expectations, objectives and guidelines for the Permanent Fund Investment Portfolio.
- Setting forth an investment structure for managing the YKPF Investment Portfolio. This structure includes guidance on the use of various asset classes, investment management styles and asset allocations that are expected to provide diversification and to maximize total investment return within prudent levels of risk over the long-term.
- Providing guidelines for the YKPF Investment Portfolio that control the level of overall risk and liquidity in the portfolio.
- Encouraging effective communication between the Board, the Finance Committee and the Investment Consultant (IC) for the YKPF.
- Establishing formal criteria to evaluate and compare the performance results achieved by the YKPF IC on a regular basis.
- Complying with all applicable fiduciary requirements that experienced investment professionals would utilize, and with all applicable laws, rules and regulations from various local, state and federal political entities.

Responsibilities

Authority of Board

The Board hereby establishes this IPS-YKPF for investing the assets held in the Permanent Fund. The Board may at any time and from time to time amend, supplement, or rescind this IPS-YKPF. No person may engage in an investment or other financial transaction with respect to the YKPF except as provided under the terms of this IPS-YKPF or as otherwise expressly permitted by action of the Board.

Prudent Institutional Investor Rule

Investments shall be made exercising the judgment and care under the circumstances then prevailing that an institutional investor of ordinary professional prudence, discretion, and intelligence exercises in managing large investments with consideration for the investment objectives and the safety of the capital as well as the probable investment returns.

Responsibilities

Board

The Board or Finance Committee shall regularly, and in all events at least once each quarter, review the performance of the YKPF and the performance of the IC with respect to the YKPF. This IPS shall constitute the investment direction to the IC by the Board. Monthly YKPF statements will be supplied to management.

Investment Consultant

If approved and appointed by the Board, the IC and YKHC shall enter into an Investment Management Agreement (IMA). The IC shall be responsible for implementing an investment program for the YKPF, and for rendering advice on the investment program that it implements, in furtherance of and pursuant to the terms of this IPS-YKPF and the IMA, in addition to providing other advisory services. Such advice and services includes the following:

- Assist in the development and periodic review of the investment policy, objectives and guidelines set forth in this IPS- YKPF.
- Conduct asset manager searches when appropriate.
- Guide the selection of and monitor performance of individual money managers.
- Measure and evaluate performance of the-total YKPF relative to the objectives and guidelines described herein.
- Monitor adherence to this IPS-YKPF.

The IC is responsible for purchasing and selling investments of the YKPF in accordance with the provisions of this IPS-YKPF and the IMA and for assuring that funds in the YKPF are continuously so invested.

The IC shall be responsible for selecting money managers for the purpose of purchasing, selling, and holding investments of the YKPF in accordance with the provisions of this IPS-YKPF and the IMA.

In the event of a conflict between this IPS-YKPF and the IMA, the IC shall comply with the IMA but shall promptly notify the Board upon learning of such conflict.

Ethics and Conflict of Interest

Board Members, Officers and employees involved in the investment process shall refrain from personal business activity that could conflict with the execution of the investment program, or which could impair their ability to make impartial investment decisions. No Board Member, Officer or employee involved in the investment process shall participate in an investment decision in which he or she has a financial interest or receive confidential information that such person would be under an obligation to disclose to another person or organization. Board Members, Officers, and employees involved in the investment process shall disclose to the Board any such conflict or appearance of conflict, and the Board shall determine whether a conflict exists and whether such person may be involved in such investment process.

The IC shall not invest assets of the YKPF in any investment that is a proprietary account, fund or security of Wells Fargo without prior written notification to and approval of the Board . All investments of the YKPF shall be held at all times for the benefit of YKHC. The IC serves as a fiduciary of YKHC.

Internal Controls

The IC must have a written system of internal controls. The written internal controls shall be designed to prevent loss of funds arising from fraud, employee error, misrepresentation from third parties, or imprudent actions by employees or investment officials.

Statement of Objectives

In order to meet YKHC's needs, the investment strategy for the YKPF should be to emphasize stability of principal. In considering these needs, a balanced asset allocation model shall be established for YKHC's assets. YKHC's overall investment program shall seek to achieve the following long-term investment objectives:

1. To maintain the purchasing power of the YKPF Investment Portfolio and all future contributions to it by producing positive real rates of return.
2. A long-term competitive rate of return on investments that equals or exceed the various benchmarks that are representative of the asset allocation models defined herein.
3. An investment program flexible enough to provide a diversified portfolio to meet the long-term investment goals.
4. To provide an annual return on investments at a rate at least equal to 4% of total assets, on a rolling 3-year basis. This is a minimum objective only, and the actual expectation for the investment program is as stated further in this IPS under the heading Guidelines -- Performance Expectations. Amounts held in the YKPF shall remain in the YKPF and shall be constantly invested in accordance with this IPS-YKPF, except that a portion of the investment earnings from the YKPF investments may be withdrawn each fiscal year in the amount set forth herein under Guidelines – Annual Distribution.
5. To control costs of managing and administering the YKPF Investment Portfolio.

Guidelines

Time Horizon

The investment guidelines are based upon an investment horizon of **greater** than five years, so that interim fluctuations should be viewed with appropriate perspective. Similarly, the strategic asset allocation for the YKPF is based on this long-term perspective.

Liquidity

The goal of the YKPF is to provide a reasonable, predictable, stable and sustainable level of investment earnings for reinvestment in the YKPF, growth of assets over time, with a portion of net annual investment earnings being available for distribution to YKHC on an annual basis. This "dividend" may be used as YKHC may desire.

Annual Distribution

The Board may declare a "dividend" once during each YKHC's fiscal year. The amount and timing of the dividend shall be in accordance with this section.

To accommodate YKHC's budget process the calendar year for earnings will begin April 1st and end on March 31st of the following year. The IC shall calculate the amount defined to be available for disbursement in any fiscal year and shall make such calculation available to the Board by April 30th of such fiscal year. A dividend for any fiscal year may only be declared no later than the end of that fiscal year.

The amount of the dividend that may be distributed from the YKPF during the first 5 years will be calculated at 2% of the Market value on 3/31 each year. The first distribution will be based on the 3/31/09 market value. The last 2% distribution will be based on the 3/31/2013 market value. Beginning 3/31 of 2014 the distribution will be calculated at 3% of the 3/31 market value. The 3% distribution rate will continue indefinitely. For this purpose "Market Value" shall include all accrued income.

The Board has full discretion to either declare or not declare a dividend.

Risk Tolerance

The Board recognizes the difficulty of achieving the investment objectives in light of the uncertainties and complexities of contemporary investment markets. The Board also recognizes that some risk must be assumed to achieve the long-term investment objectives. In establishing the risk tolerances of the YKPF the ability to withstand short and intermediate term variability were considered. YKHC's current financial condition, prospects for the future and several other factors suggest collectively that some interim fluctuations in market value and rates of return can be tolerated in order to achieve long-term objectives.

Performance Expectations

The desired investment objective is a long-term rate of return on the YKPF that is 3% to 5% greater than the rate of inflation as measured by the Consumer Price Index (CPI), but in all events, no less than the minimum objectives set forth previously in item 4 under "Statement of Objectives" (that is, 4% of total assets on a rolling 3-year basis).

The Board realizes that market performance varies and that a 3% to 5% real rate of return may not be obtainable during some periods. Accordingly, relative performance benchmarks for the managers are set forth in the Asset Allocation Section.

Diversification

In recognition of the prudence required of fiduciaries, reasonable diversification will be sought where possible. Experience has shown that financial markets are cyclical and, therefore, control of volatility will be achieved through diversification of asset classes and investment styles.

Understanding that risk is present in all types of securities and investment styles, the Board recognizes that some risk is necessary to produce long-term investment results that are sufficient to meet the YKPF objectives. However, the IC is to make reasonable efforts to control risk and will be evaluated regularly to ensure that the risk assumed is commensurate with the given investment styles and objectives.

Asset Allocation Model

The Board and the IC will periodically monitor the asset allocation models to ensure that they remain suitable for the investment program and provide reasonable long-term performance relative to their risks.

Investment risks are considered within the context of all managed assets and the need to meet specific objectives. Volatility and risk will be controlled through asset allocation strategies and the selection of investment vehicles.

Characteristics

- YKHC will be willing to accept some volatility, but less than the overall market indices.
- Protection against inflation is a high concern.

Diversification is geared toward 4 asset classes designed to provide moderate long-term growth potential.

- Domestic and International Equity
- Domestic and International Fixed Income
- Real Estate Securities
- Alternative Investments

Asset Allocation	Lower Limit	Upper Limit	Benchmarks
Equity	30%	75%	
Large Core			S&P 500
Mid Core			S&P 400 Mid cap
Small Core			S&P 600 Small cap
International			MSCI EAFE
Emerging Markets			MSCI EM
Fixed Income	15%	45%	
Domestic			Barclays Intermediate Government Credit
International			Solomon World Global Bond (WGBI)
High Yield			Barclays High Yield
Real Estate	5%	20%	
			NAREIT Equity
Alternative Investments	5%	25%	
			HFRX Global Hedge Index
			Goldman Sachs Commodity (GSCI)

Rebalancing

The IC will review the portfolio quarterly and will re-balance, if necessary, at least annually. Normal cash contributions to and dispersions from the YKPF will be utilized to help maintain the above target asset allocations. Typically, re-balancing will be addressed when model allocations are outside of their stated desired range by 5%-10%.

Securities Guidelines

Cash and Cash Equivalents

Investment Managers may invest in commercial paper, bankers' acceptances, repurchase agreements, U.S. Treasury Bills, certificates of deposit, and money market funds to provide income, liquidity for expense payments, and preservation of the portfolio's principal value. All such assets must mature in one year or less. Commercial paper must be rated A1 or P1 by Standards & Poor's and Moody's respectively.

Equities

- Equity holdings in any one company should not exceed 5% of the market value of the equity portfolio. Rebalancing will be addressed quarterly.
- Equity holdings shall be restricted to readily marketable securities of corporations that are actively traded.
- Securities of companies located in both developed and developing countries. The countries available for investment are described in the Morgan Stanley Capital International Index and the Morgan Stanley Capital International Emerging Markets Free Index.
- Allocation of investment to International equities shall be limited to 30% of the Investment Portfolio's market value.

Mutual Funds or Exchange Traded Funds (ETFs)

The Board has determined that an investment in any asset class may be appropriated to pooled investment vehicles, such as publicly traded open- or closed-end mutual funds or ETFs. The selected investment may engage in hedging and trading on margin. All funds selected shall provide daily valuations.

Fixed-Income

- Use the Lehman Intermediate Government Credit benchmark.
- Utilize a 1 to 10 year duration with an average maturity of 4 to 5 years.
- Average credit quality to be investment grade.
- Foreign holdings may be included up to 15% of the Investment Portfolio's value.
- Corporate securities less than investment grade (BBB or below) may be included up to 10% of the Investment Portfolio's value.
- The exposure of the portfolio to any one issuer, other than securities of the U.S. government or U.S. agencies, shall not exceed 10% of the market value of the fixed income portfolio.

Alternative Investments and Real Estate

The primary objective of the alternative investment strategies selected shall be diversification, and low correlation with other asset classes. The overall risk profile expected from these strategies shall be maintained at a lower level than that of a direct equity portfolio although individual vehicles may entail greater risk.

May include the following:

- Commodities (long only)
- Managed Futures
- Private Equity
- Private or Publicly Traded Real Estate
- Single and Multi- Manager Hedge Funds
- Structured Notes

In such investments, leverage will be carefully selected and monitored with the expectation to minimize the risks of leverage.

Investments will be sought which provide premiums over public market returns sufficient to compensate for the risk and illiquidity of Alternative Investment products. Return expectations may vary greatly depending on the investment strategy therein.

Investments can be fund-of-fund vehicles. The fund-of-fund vehicles will be either limited liability partnerships, limited liability corporations or group trusts. The vehicle's manager will have discretion with respect to management of the fund-of-funds investment program, operating within the parameters delineated in the fund's legal documentation.

Standards for Review and Communication

Review and Evaluation

Investment vehicles that are chosen must be consistent with these objectives. The investment performance of the total portfolio, as well as asset class components, will be measured against commonly accepted performance benchmarks. Consideration shall be given to the extent to which the investment results are consistent with the investment objectives, goals and guidelines as set forth in the statement. The Board reserves the right to terminate an IC for any reason including the following:

1. Investment performance is less than anticipated given the discipline employed and the risk parameters established or unacceptable justification of poor results.
2. Failure to adhere to any aspect of this IPS, including communication and reporting requirements.
3. Significant qualitative changes to the investment management organization.
4. At the convenience of the Board.

Communication and Reporting

The Board will review the performance of each investment vehicle and the YKPF as a whole, at least quarterly to assure continued compliance with this Investment Policy Statement.

The IC shall supply statements regarding purchases and sales of investments in accordance with prevailing law, shall supply a summary report of the investment activity of the YKPF, including gains and losses, monthly for delivery to the Board, and shall supply an annual report summarizing the investment activity of the YKPF including gains and losses, no later than 6 weeks after the end of such fiscal year for delivery to the Board. The IC shall make a presentation to the Board twice a year at the board's discretion to summarize the investment activities of the YKPF. In addition, the IC shall be available to meet with the Board from time to time at the request of the Board to update the Board with respect to general conditions in the stock and bond markets and other markets in which the YKPF is or may be invested and with respect to specific investments of the YKPF.

Revision and Amendment

This policy may be revised and amended only by resolution of the Board. The resolution shall specify the effective date of such changes.

Effective Date

This policy became effective upon adoption by the YKHC Board of Directors.

Approved by the Chairman of the Board, Treasurer, President/CEO, and Chief Financial Officer on the ___ day of ____, 2008.



P.O. BOX 95021
HENDERSON, NV 89009-5021

uzuz

YUKON KUSKOKWIM HEALTH CORP
829 CHIEF EDDIE HOFFMAN HIGHWAY
PO BOX 528
BETHEL AK 99559-0528

YUKON KUSKOKWIM HEALTH CORPORATION
AGENCY

Keeping Charitable Giving Joyful

Supporting organizations and causes you feel strongly about can be very satisfying. But being asked for money by too many organizations may also end up leaving you feeling overwhelmed. So how do you put the joy back into charitable giving? In the recent episode of our podcast series, Your Financial Journey, Beth Renner, Head of Philanthropic Services discusses strategies that can help you take control of your charitable giving and feel better about what you are able to achieve. privatebank.wf.com/conversations/podcast/joyful_giving

Period Covered: July 1, 2018 - July 31, 2018

Account Number 73171000

Total Account Value **\$77,078,525.58**

WELLS FARGO BANK, N.A.

ACCOUNT STATEMENT FOR:

YUKON KUSKOKWIM HEALTH CORP-AGY

RELATIONSHIP TEAM

The Private Bank Service Team	(877) 646-8560
Joellen Weatherholt, Relationship Manager	(907) 313-7149
	weathej@wellsfargo.com
Client Service	(800) 352-3705

TABLE OF CONTENTS

Account Summary/Asset Allocation	2
Activity Summary	3
Asset Summary	4
Fixed Income Analysis	5
Asset Detail	6
Transaction Detail	20
Wells Fargo Bank Fees	28
Realized Gain/Loss Detail	29
Disclosure Messages	30



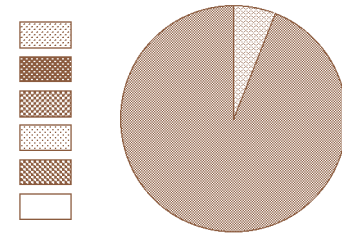
ACCOUNT SUMMARY

	ACCOUNT VALUE AS OF 07/31/18
Cash Alternatives	\$4,980,913.64
Fixed Income	72,097,611.94
Equities	0.00
Alternative Investments	0.00
Real Assets	0.00
Miscellaneous	0.00
Total Assets	\$77,078,525.58
ACCOUNT VALUE	\$77,078,525.58
Accrued Income	\$375,855.45
Account Value and Accrued Income	\$77,454,381.03

Values reflected for publicly-traded assets are derived from unaffiliated financial industry sources believed to be reliable. Values for non-publicly traded assets are derived using external sources and may be based on estimates. Assets for which a current value is unavailable from an external source may be valued at the last reported price, at par, or may be shown as having nominal or no value. Reported values may not reflect the price at which an asset may be sold. Asset values are updated as they become available from external sources, and may be updated less frequently than statements are generated. Although asset values are obtained from sources deemed reliable, values should only be used for reference. Values indicated should not be used to calculate gain/loss ratios or for tax preparation purposes.

ASSET ALLOCATION

	% ALLOCATION
Cash Alternatives	6.46%
Fixed Income	93.54
Equities	0.00
Alternative Investments	0.00
Real Assets	0.00
Miscellaneous	0.00
Total Assets	100%



Percentages may not be exact due to rounding.
Amounts less than .50 are not displayed on graphs.

This Income portfolio emphasizes current income with minimal consideration for capital appreciation and usually has less exposure to more volatile growth assets and is being managed to a Conservative Income investment objective where investors generally assume lower risk, but may still experience losses or have lower expected returns. If you feel that circumstances warrant a change in this objective, please contact your account officer or investment officer.

How Should Investors Navigate a Late-Cycle Expansion?

Financial markets have recently swung between confidence and concern. Yet volatility often accompanies a maturing recovery, and knowledgeable investors remain alert to continued opportunities. Wells Fargo Investment Institute strategists provide their outlook for stocks, bonds, and other investments for the latter half of 2018 in their recently published 2018 Midyear Outlook report. <https://www.wellsfargo.com/investment-institute/2018-midyear-outlook/>



Account Statement For:
YUKON KUSKOKWIM HEALTH CORP-AGY

Period Covered: July 1, 2018 - July 31, 2018

Account Number 73171000

ACCOUNT VALUE CHANGE

	THIS PERIOD	YEAR TO DATE
Beginning Account Value	\$63,095,473.64	\$46,292,215.72
Cash Receipts	13,986,843.95	32,322,040.38
Cash Disbursements	0.00	- 1,400,000.00
Assets Received	0.00	0.00
Assets Disbursed	0.00	0.00
Miscellaneous	0.00	0.00
Change in Value	9,352.88	- 56,788.33

REALIZED GAIN/LOSS SUMMARY

	SHORT TERM	LONG TERM
This Period	\$0.00	- \$1,950.00
Year to Date	- \$19,035.85	- \$52,921.25

Gain/Loss information is un-audited and should not be used for tax preparation, estate and/or retirement planning purposes.

CASH SUMMARY

	AMOUNT
Beginning Balance	\$0.00
Purchases	- 21,962,412.36
Sales	1,000,000.00
Cash Receipts	13,986,843.95
Cash Disbursements	0.00
Cash Sweep Activity	6,988,713.30
Miscellaneous	0.00
Ending Balance	\$0.00

CASH RECEIPTS SUMMARY

	THIS PERIOD	YEAR TO DATE
Taxable		
Interest	- \$13,156.05	\$322,040.38
Dividends	0.00	0.00
Real Assets	0.00	0.00
Other	0.00	0.00
Total Taxable	- \$13,156.05	\$322,040.38
Tax Exempt		
Interest	\$0.00	\$0.00
Dividends	0.00	0.00
Real Assets	0.00	0.00
Other	0.00	0.00
Total Tax Exempt	\$0.00	\$0.00
Miscellaneous	\$14,000,000.00	\$32,000,000.00
TOTAL CASH RECEIPTS	\$13,986,843.95	\$32,322,040.38

The tax classification of receipts in this statement was obtained from a third party provider and may not represent the final classification of character as determined for federal or state income tax purposes. Please refer to your year-end tax information (if applicable) or your tax advisor for proper tax classification.



Account Statement For:
YUKON KUSKOKWIM HEALTH CORP-AGY

Period Covered: July 1, 2018 - July 31, 2018

Account Number 73171000

ASSET SUMMARY

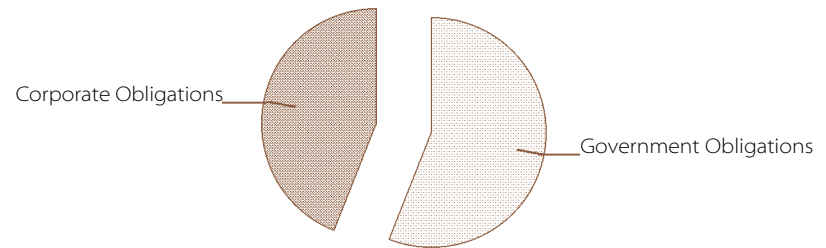
	ACCOUNT VALUE AS OF 07/31/18	% OF ASSETS	UNREALIZED GAIN/LOSS	ESTIMATED ANNUAL INCOME	ACCRUED INCOME
Cash Alternatives					
Money Market	\$4,980,913.64	6.46%	\$0.00	\$82,682.34	\$16,340.21
Total Cash Alternatives	\$4,980,913.64	6.46%	\$0.00	\$82,682.34	\$16,340.21
Fixed Income					
Government Obligations	\$40,613,838.00	52.69%	-\$28,693.30	\$704,625.00	\$167,753.20
Corporate Obligations	31,483,773.94	40.85	- 96,088.04	812,005.50	191,762.04
Total Fixed Income	\$72,097,611.94	93.54%	-\$124,781.34	\$1,516,630.50	\$359,515.24
TOTAL ASSETS	\$77,078,525.58	100%	-\$124,781.34	\$1,599,312.84	\$375,855.45

FIXED INCOME ANALYSIS

Fixed Income by Type

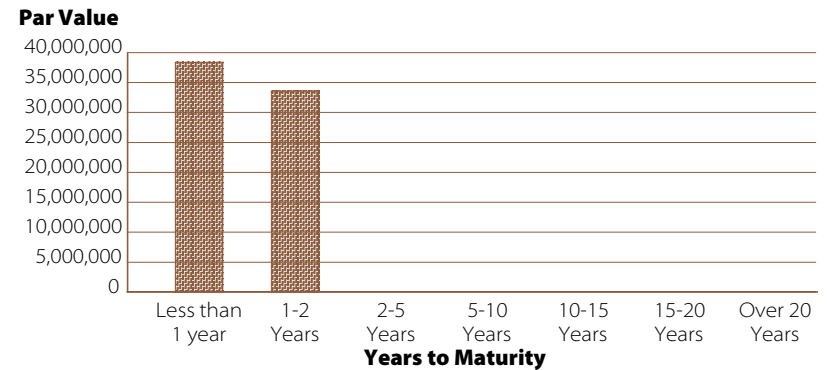
	MARKET VALUE AS OF 07/31/18	% OF FIXED INCOME
Government Obligations	\$40,613,838.00	56.33%
Corporate Obligations	31,483,773.94	43.67
Total Fixed Income	\$72,097,611.94	100%

Percentages may not be exact due to rounding.
Amounts less than .50 are not displayed on graphs.



Bond Maturity Schedule

	PAR VALUE	% OF PAR VALUE	MARKET VALUE AS OF 07/31/18
Less than 1 year	\$38,700,000.00	53.50%	\$38,562,029.50
1-2 Years	33,638,000.00	46.50	33,535,582.44
Total		100%	\$72,097,611.94



The maturities listed are stated legal maturities of the fixed income securities in your portfolio excluding cash and do not reflect imbedded put options, dutch auctions, potential principal prepayments or imbedded call options which may effectively shorten the maturity of the securities included in your portfolio.



ASSET DETAIL

ASSET DESCRIPTION	QUANTITY	PRICE	MARKET VALUE AS OF 07/31/18	COST BASIS	UNREALIZED GAIN/LOSS	CURRENT YIELD	ACCRUED INCOME
Cash Alternatives							
MONEY MARKET							
SECURED MARKET DEPOSIT ACCOUNT	4,980,913.640		\$4,980,913.64	\$4,980,913.64	\$0.00	1.66%	\$16,340.21
Total Money Market			\$4,980,913.64	\$4,980,913.64	\$0.00	1.66%	\$16,340.21
Total Cash Alternatives			\$4,980,913.64	\$4,980,913.64	\$0.00	1.66%	\$16,340.21

ASSET DESCRIPTION	PAR VALUE	PRICE	MARKET VALUE AS OF 07/31/18	COST BASIS	UNREALIZED GAIN/LOSS	YIELD TO MATURITY	ACCRUED INCOME
Fixed Income							
GOVERNMENT OBLIGATIONS							
US TREASURY NOTE DTD 01/03/17 1.250 12/31/2018 CUSIP: 912828U99 MOODY'S RATING: AAA STANDARD & POOR'S RATING: N/A	2,500,000.000	\$99.613	\$2,490,325.00	\$2,485,546.88	\$4,778.12	2.19%	\$2,717.39
US TREASURY NOTE DTD 01/31/17 1.125 01/31/2019 CUSIP: 912828V56 MOODY'S RATING: AAA STANDARD & POOR'S RATING: N/A	2,300,000.000	99.461	2,287,603.00	2,293,003.91	- 5,400.91	2.22	70.31
US TREASURY NOTE DTD 02/15/10 3.625 02/15/2020 CUSIP: 912828MP2 MOODY'S RATING: AAA STANDARD & POOR'S RATING: N/A	2,500,000.000	101.512	2,537,800.00	2,541,406.25	- 3,606.25	2.62	41,807.67
US TREASURY NOTE DTD 03/31/14 1.625 03/31/2019 CUSIP: 912828C65 MOODY'S RATING: AAA STANDARD & POOR'S RATING: N/A	2,500,000.000	99.555	2,488,875.00	2,490,820.33	- 1,945.33	2.30	13,652.66

ASSET DETAIL *(continued)*

ASSET DESCRIPTION	PAR VALUE	PRICE	MARKET VALUE AS OF 07/31/18	COST BASIS	UNREALIZED GAIN/LOSS	YIELD TO MATURITY	ACCRUED INCOME
Fixed Income <i>(continued)</i>							
GOVERNMENT OBLIGATIONS <i>(continued)</i>							
US TREASURY NOTE DTD 04/30/12 1.250 04/30/2019 CUSIP: 912828ST8 MOODY'S RATING: AAA STANDARD & POOR'S RATING: N/A	2,500,000.000	99.180	2,479,500.00	2,491,171.88	- 11,671.88	2.36	7,897.42
US TREASURY NOTE DTD 04/30/18 2.375 04/30/2020 CUSIP: 9128284J6 MOODY'S RATING: AAA STANDARD & POOR'S RATING: N/A	2,500,000.000	99.523	2,488,075.00	2,489,941.40	- 1,866.40	2.66	15,005.10
US TREASURY NOTE DTD 06/02/14 1.500 05/31/2019 CUSIP: 912828WL0 MOODY'S RATING: AAA STANDARD & POOR'S RATING: N/A	2,500,000.000	99.273	2,481,825.00	2,484,570.31	- 2,745.31	2.39	6,352.46
US TREASURY NOTE DTD 06/30/14 1.625 06/30/2019 CUSIP: 912828WS5 MOODY'S RATING: AAA STANDARD & POOR'S RATING: N/A	2,500,000.000	99.262	2,481,550.00	2,487,597.65	- 6,047.65	2.44	3,532.61
US TREASURY NOTE DTD 07/02/18 2.500 06/30/2020 CUSIP: 912828XY1 MOODY'S RATING: AAA STANDARD & POOR'S RATING: N/A	2,500,000.000	99.684	2,492,100.00	2,496,191.41	- 4,091.41	2.67	5,434.78
US TREASURY NOTE DTD 07/31/14 1.625 07/31/2019 CUSIP: 912828WW6 MOODY'S RATING: AAA STANDARD & POOR'S RATING: N/A	2,500,000.000	99.168	2,479,200.00	2,490,917.97	- 11,717.97	2.47	110.39



Account Statement For:
YUKON KUSKOKWIM HEALTH CORP-AGY

Period Covered: July 1, 2018 - July 31, 2018

Account Number 73171000

ASSET DETAIL *(continued)*

ASSET DESCRIPTION	PAR VALUE	PRICE	MARKET VALUE AS OF 07/31/18	COST BASIS	UNREALIZED GAIN/LOSS	YIELD TO MATURITY	ACCRUED INCOME
Fixed Income <i>(continued)</i>							
GOVERNMENT OBLIGATIONS <i>(continued)</i>							
US TREASURY NOTE DTD 08/15/16 0.750 08/15/2019 CUSIP: 9128282B5 MOODY'S RATING: AAA STANDARD & POOR'S RATING: N/A	2,500,000.000	98.231	2,455,775.00	2,455,238.28	536.72	2.48	8,649.86
US TREASURY NOTE DTD 08/31/16 0.750 08/31/2018 CUSIP: 9128282C3 MOODY'S RATING: AAA STANDARD & POOR'S RATING: N/A	2,500,000.000	99.904	2,497,600.00	2,486,339.85	11,260.15	1.89	7,846.47
US TREASURY NOTE DTD 09/30/14 1.750 09/30/2019 CUSIP: 912828F39 MOODY'S RATING: AAA STANDARD & POOR'S RATING: N/A	4,000,000.000	99.133	3,965,320.00	3,964,218.75	1,101.25	2.51	23,524.59
US TREASURY NOTE DTD 10/31/14 1.500 10/31/2019 CUSIP: 912828F62 MOODY'S RATING: AAA STANDARD & POOR'S RATING: N/A	2,500,000.000	98.727	2,468,175.00	2,468,652.35	- 477.35	2.54	9,476.90
US TREASURY NOTE DTD 10/31/16 0.750 10/31/2018 CUSIP: 912828T83 MOODY'S RATING: AAA STANDARD & POOR'S RATING: N/A	2,000,000.000	99.682	1,993,640.00	1,988,203.13	5,436.87	2.03	3,790.76
US TREASURY NOTE DTD 11/16/09 3.375 11/15/2019 CUSIP: 912828LY4 MOODY'S RATING: AAA STANDARD & POOR'S RATING: N/A	2,500,000.000	101.059	2,526,475.00	2,528,710.95	- 2,235.95	2.53	17,883.83
Total Government Obligations			\$40,613,838.00	\$40,642,531.30	- \$28,693.30		\$167,753.20



Account Statement For:
YUKON KUSKOKWIM HEALTH CORP-AGY

Period Covered: July 1, 2018 - July 31, 2018

Account Number 73171000

ASSET DETAIL *(continued)*

ASSET DESCRIPTION	PAR VALUE	PRICE	MARKET VALUE AS OF 07/31/18	COST BASIS	UNREALIZED GAIN/LOSS	YIELD TO MATURITY	ACCRUED INCOME
Fixed Income <i>(continued)</i>							
CORPORATE OBLIGATIONS							
ABBOTT LABORATORIES DTD 11/22/16 2.350 11/22/2019 CUSIP: 002824BC3 MOODY'S RATING: BAA2 STANDARD & POOR'S RATING: BBB	138,000.000	\$99.388	\$137,155.44	\$136,959.48	\$195.96	2.83%	\$621.58
AFLAC INC DTD 03/12/15 2.400 03/16/2020 CUSIP: 001055AN2 MOODY'S RATING: A3 STANDARD & POOR'S RATING: A-	500,000.000	99.037	495,185.00	495,470.00	- 285.00	3.01	4,500.00
AGILENT TECHNOLOGIES INC DTD 07/20/10 5.000 07/15/2020 CUSIP: 00846UAG6 MOODY'S RATING: BAA2 STANDARD & POOR'S RATING: BBB+	500,000.000	103.333	516,665.00	517,055.00	- 390.00	3.23	1,111.11
AMERICAN EXPRESS CREDIT MED TERM NOTE DTD 05/03/17 1.875 05/03/2019 CUSIP: 0258M0EK1 MOODY'S RATING: A2 STANDARD & POOR'S RATING: A-	500,000.000	99.482	497,410.00	500,755.00	- 3,345.00	2.57	2,291.67
AMERICAN HONDA FINANCE MED TERM NOTE DTD 09/09/14 2.250 08/15/2019 CUSIP: 02665WAH4 MOODY'S RATING: A2 STANDARD & POOR'S RATING: A+	500,000.000	99.583	497,915.00	497,035.00	880.00	2.66	5,187.50
AMERICAN INTL GROUP DTD 07/16/14 2.300 07/16/2019 CUSIP: 026874CZ8 MOODY'S RATING: BAA1 STANDARD & POOR'S RATING: BBB+	500,000.000	99.568	497,840.00	500,905.00	- 3,065.00	2.76	479.17

ASSET DETAIL *(continued)*

ASSET DESCRIPTION	PAR VALUE	PRICE	MARKET VALUE AS OF 07/31/18	COST BASIS	UNREALIZED GAIN/LOSS	YIELD TO MATURITY	ACCRUED INCOME
Fixed Income <i>(continued)</i>							
CORPORATE OBLIGATIONS <i>(continued)</i>							
AMGEN INC DTD 05/01/15 2.125 05/01/2020 CUSIP: 031162BW9 MOODY'S RATING: BAA1 STANDARD & POOR'S RATING: A	500,000.000	98.384	491,920.00	491,935.00	- 15.00	3.08	2,656.25
APPLE INC DTD 05/06/14 2.100 05/06/2019 CUSIP: 037833AQ3 MOODY'S RATING: AA1 STANDARD & POOR'S RATING: AA+	500,000.000	99.780	498,900.00	498,510.00	390.00	2.39	2,479.17
ASSOC BANC-CORP DTD 11/13/14 2.750 11/15/2019 CUSIP: 045487AA3 MOODY'S RATING: BAA1 STANDARD & POOR'S RATING: BBB	500,000.000	99.444	497,220.00	498,975.00	- 1,755.00	3.19	2,902.78
AT&T INC DTD 03/10/14 2.300 03/11/2019 CUSIP: 00206RCC4 MOODY'S RATING: BAA2 STANDARD & POOR'S RATING: BBB	500,000.000	99.790	498,950.00	503,175.00	- 4,225.00	2.65	4,472.22
BANK OF AMERICA CORP DTD 04/01/14 2.650 04/01/2019 CUSIP: 06051GFD6 MOODY'S RATING: A3 STANDARD & POOR'S RATING: A-	500,000.000	100.008	500,040.00	505,045.00	- 5,005.00	2.64	4,416.67
BANK OF MONTREAL MED TERM NOTE DTD 07/18/16 1.500 07/18/2019 CUSIP: 06367THQ6 MOODY'S RATING: AA2 STANDARD & POOR'S RATING: A+	500,000.000	98.854	494,270.00	493,870.00	400.00	2.71	270.83

ASSET DETAIL *(continued)*

ASSET DESCRIPTION	PAR VALUE	PRICE	MARKET VALUE AS OF 07/31/18	COST BASIS	UNREALIZED GAIN/LOSS	YIELD TO MATURITY	ACCRUED INCOME
Fixed Income <i>(continued)</i>							
CORPORATE OBLIGATIONS <i>(continued)</i>							
BANK OF NOVA SCOTIA DTD 06/05/14 2.050 06/05/2019 CUSIP: 064159EX0 MOODY'S RATING: AA2 STANDARD & POOR'S RATING: A+	500,000.000	99.464	497,320.00	502,010.00	- 4,690.00	2.69	1,594.44
BOSTON PROPERTIES LP DTD 10/09/09 5.875 10/15/2019 CUSIP: 10112RAQ7 MOODY'S RATING: BAA1 STANDARD & POOR'S RATING: A-	500,000.000	102.711	513,555.00	518,560.00	- 5,005.00	3.55	8,649.31
BP CAPITAL MARKETS PLC DTD 02/10/14 2.237 05/10/2019 CUSIP: 05565QCR7 MOODY'S RATING: A1 STANDARD & POOR'S RATING: A-	500,000.000	99.704	498,520.00	503,985.00	- 5,465.00	2.62	2,516.63
BRANCH BANKING & TRUST DTD 05/10/16 1.450 05/10/2019 CUSIP: 07330NAL9 MOODY'S RATING: A1 STANDARD & POOR'S RATING: A	500,000.000	99.066	495,330.00	494,590.00	740.00	2.67	1,631.25
CANADIAN IMPERIAL BANK DTD 09/06/16 1.600 09/06/2019 CUSIP: 13607RAB6 MOODY'S RATING: AA2 STANDARD & POOR'S RATING: A+	500,000.000	98.623	493,115.00	491,610.00	1,505.00	2.88	3,222.22
CAPITAL ONE FINANCIAL CO DTD 04/24/14 2.450 04/24/2019 CUSIP: 14040HBE4 MOODY'S RATING: BAA1 STANDARD & POOR'S RATING: BBB	500,000.000	99.808	499,040.00	498,930.00	110.00	2.71	3,300.69

ASSET DETAIL *(continued)*

ASSET DESCRIPTION	PAR VALUE	PRICE	MARKET VALUE AS OF 07/31/18	COST BASIS	UNREALIZED GAIN/LOSS	YIELD TO MATURITY	ACCRUED INCOME
Fixed Income <i>(continued)</i>							
CORPORATE OBLIGATIONS <i>(continued)</i>							
CARDINAL HEALTH INC DTD 06/12/17 1.948 06/14/2019 CUSIP: 14149YBL1 MOODY'S RATING: BAA2 STANDARD & POOR'S RATING: BBB+	500,000.000	99.306	496,530.00	496,095.00	435.00	2.76	1,271.61
CATERPILLAR FINL SERVICE SER MTN DTD 11/13/15 1.800 11/13/2018 CUSIP: 14912L6M8 MOODY'S RATING: A3 STANDARD & POOR'S RATING: A	250,000.000	99.801	249,502.50	250,610.00	- 1,107.50	2.50	975.00
CHEVRON CORP DTD 11/17/15 1.790 11/16/2018 CUSIP: 166764BA7 MOODY'S RATING: AA2 STANDARD & POOR'S RATING: AA-	500,000.000	99.828	499,140.00	500,215.00	- 1,075.00	2.38	1,864.58
CISCO SYSTEMS INC DTD 03/03/14 2.125 03/01/2019 CUSIP: 17275RAR3 MOODY'S RATING: A1 STANDARD & POOR'S RATING: AA-	250,000.000	99.801	249,502.50	252,010.00	- 2,507.50	2.47	2,213.54
CITIBANK NA DTD 09/18/17 1.850 09/18/2019 CUSIP: 17325FAF5 MOODY'S RATING: A1 STANDARD & POOR'S RATING: A+	500,000.000	98.890	494,450.00	494,120.00	330.00	2.85	3,417.36
COSTCO WHOLESALE CORP DTD 12/07/12 1.700 12/15/2019 CUSIP: 22160KAF2 MOODY'S RATING: A1 STANDARD & POOR'S RATING: A+	500,000.000	98.568	492,840.00	492,700.00	140.00	2.77	1,086.11

ASSET DETAIL *(continued)*

ASSET DESCRIPTION	PAR VALUE	PRICE	MARKET VALUE AS OF 07/31/18	COST BASIS	UNREALIZED GAIN/LOSS	YIELD TO MATURITY	ACCRUED INCOME
Fixed Income <i>(continued)</i>							
CORPORATE OBLIGATIONS <i>(continued)</i>							
EBAY INC DTD 06/06/17 2.150 06/05/2020 CUSIP: 278642AR4 MOODY'S RATING: BAA1 STANDARD & POOR'S RATING: BBB+	500,000.000	98.074	490,370.00	491,415.00	- 1,045.00	3.23	1,672.22
EI DU PONT DE NEMOUR & C DTD 11/09/09 4.625 01/15/2020 CUSIP: 263534BZ1 MOODY'S RATING: A3 STANDARD & POOR'S RATING: A-	800,000.000	102.457	819,656.00	820,008.00	- 352.00	2.89	1,644.44
FIFTH THIRD BANK DTD 03/15/16 2.300 03/15/2019 CUSIP: 31677QBF5 MOODY'S RATING: A3 STANDARD & POOR'S RATING: A-	800,000.000	99.818	798,544.00	798,496.00	48.00	2.59	6,951.11
FORD MOTOR CREDIT CO LLC DTD 10/01/13 2.875 10/01/2018 CUSIP: 345397WL3 MOODY'S RATING: BAA2 STANDARD & POOR'S RATING: BBB	500,000.000	100.076	500,380.00	505,240.00	- 4,860.00	2.39	4,791.67
GENERAL DYNAMICS CORP DTD 05/11/18 2.875 05/11/2020 CUSIP: 369550BA5 MOODY'S RATING: A2 STANDARD & POOR'S RATING: A+	800,000.000	99.860	798,880.00	799,192.00	- 312.00	2.96	5,111.11
GILEAD SCIENCES INC DTD 09/14/15 1.850 09/04/2018 CUSIP: 375558BE2 MOODY'S RATING: A3 STANDARD & POOR'S RATING: A	500,000.000	99.951	499,755.00	501,185.00	- 1,430.00	2.37	3,777.08

ASSET DETAIL *(continued)*

ASSET DESCRIPTION	PAR VALUE	PRICE	MARKET VALUE AS OF 07/31/18	COST BASIS	UNREALIZED GAIN/LOSS	YIELD TO MATURITY	ACCRUED INCOME
Fixed Income <i>(continued)</i>							
CORPORATE OBLIGATIONS <i>(continued)</i>							
GOLDMAN SACHS GROUP INC DTD 07/24/17 1.950 07/23/2019 CUSIP: 38141GWP5 MOODY'S RATING: A3 STANDARD & POOR'S RATING: BBB+	500,000.000	99.227	496,135.00	497,295.00	- 1,160.00	2.76	216.67
HOME DEPOT INC DTD 06/12/14 2.000 06/15/2019 CUSIP: 437076BE1 MOODY'S RATING: A2 STANDARD & POOR'S RATING: A	500,000.000	99.531	497,655.00	501,245.00	- 3,590.00	2.55	1,277.78
HONEYWELL INTERNATIONAL DTD 10/31/16 1.400 10/30/2019 CUSIP: 438516BJ4 MOODY'S RATING: A2 STANDARD & POOR'S RATING: A	500,000.000	98.369	491,845.00	490,475.00	1,370.00	2.74	1,769.44
IBM CREDIT CORP DTD 09/08/17 1.625 09/06/2019 CUSIP: 44932HAA1 MOODY'S RATING: A1 STANDARD & POOR'S RATING: A+	500,000.000	98.850	494,250.00	493,890.00	360.00	2.70	3,272.57
INTEL CORP DTD 05/11/17 1.850 05/11/2020 CUSIP: 458140AZ3 MOODY'S RATING: A1 STANDARD & POOR'S RATING: A+	500,000.000	98.227	491,135.00	492,155.00	- 1,020.00	2.88	2,055.56
JPMORGAN CHASE & CO DTD 03/23/16 1.850 03/22/2019 CUSIP: 46625HQU7 MOODY'S RATING: A3 STANDARD & POOR'S RATING: A-	250,000.000	99.565	248,912.50	250,507.50	- 1,595.00	2.54	1,657.29

ASSET DETAIL *(continued)*

ASSET DESCRIPTION	PAR VALUE	PRICE	MARKET VALUE AS OF 07/31/18	COST BASIS	UNREALIZED GAIN/LOSS	YIELD TO MATURITY	ACCRUED INCOME
Fixed Income <i>(continued)</i>							
CORPORATE OBLIGATIONS <i>(continued)</i>							
JUNIPER NETWORKS INC DTD 02/26/16 3.125 02/26/2019 CUSIP: 48203RAL8 MOODY'S RATING: BAA2 STANDARD & POOR'S RATING: BBB	500,000.000	100.196	500,980.00	504,710.00	- 3,730.00	2.77	6,727.43
KEY BANK NA DTD 03/08/16 2.350 03/08/2019 CUSIP: 49327M2N3 MOODY'S RATING: A3 STANDARD & POOR'S RATING: A-	500,000.000	99.843	499,215.00	498,920.00	295.00	2.61	4,667.36
LOCKHEED MARTIN CORP DTD 11/18/09 4.250 11/15/2019 CUSIP: 539830AT6 MOODY'S RATING: BAA1 STANDARD & POOR'S RATING: BBB+	500,000.000	101.796	508,980.00	511,600.00	- 2,620.00	2.82	4,486.11
MEDTRONIC GLOBAL HLDINGS DTD 03/28/17 1.700 03/28/2019 CUSIP: 58507LAB5 MOODY'S RATING: A3 STANDARD & POOR'S RATING: A	500,000.000	99.416	497,080.00	500,210.00	- 3,130.00	2.60	2,904.17
MORGAN STANLEY DTD 06/16/15 2.800 06/16/2020 CUSIP: 61761JB32 MOODY'S RATING: A3 STANDARD & POOR'S RATING: BBB+	800,000.000	99.221	793,768.00	793,712.00	56.00	3.23	2,800.00
NATIONAL RURAL UTIL COOP DTD 11/12/14 2.300 11/15/2019 CUSIP: 637432NB7 MOODY'S RATING: A1 STANDARD & POOR'S RATING: A	500,000.000	99.225	496,125.00	497,450.00	- 1,325.00	2.92	2,427.78

ASSET DETAIL *(continued)*

ASSET DESCRIPTION	PAR VALUE	PRICE	MARKET VALUE AS OF 07/31/18	COST BASIS	UNREALIZED GAIN/LOSS	YIELD TO MATURITY	ACCRUED INCOME
Fixed Income <i>(continued)</i>							
CORPORATE OBLIGATIONS <i>(continued)</i>							
NOVARTIS CAPITAL CORP DTD 03/16/10 4.400 04/24/2020 CUSIP: 66989HAD0 MOODY'S RATING: A1 STANDARD & POOR'S RATING: AA-	500,000.000	102.486	512,430.00	513,400.00	- 970.00	2.91	5,927.78
ORACLE CORP DTD 07/16/13 2.375 01/15/2019 CUSIP: 68389XAQ8 MOODY'S RATING: A1 STANDARD & POOR'S RATING: AA-	250,000.000	100.066	250,165.00	252,917.50	- 2,752.50	2.23	263.89
PACCAR FINANCIAL CORP MED TERM NOTE DTD 09/15/14 2.200 09/15/2019 CUSIP: 69371RM29 MOODY'S RATING: A1 STANDARD & POOR'S RATING: A+	500,000.000	99.275	496,375.00	497,145.00	- 770.00	2.86	4,155.56
PEPSICO INC DTD 07/30/13 2.250 01/07/2019 CUSIP: 713448CK2 MOODY'S RATING: A1 STANDARD & POOR'S RATING: A+	250,000.000	99.894	249,735.00	252,395.00	- 2,660.00	2.49	375.00
PFIZER INC DTD 11/21/16 1.700 12/15/2019 CUSIP: 717081EB5 MOODY'S RATING: A1 STANDARD & POOR'S RATING: AA	500,000.000	98.763	493,815.00	493,100.00	715.00	2.62	1,086.11
PNC BANK NA DTD 03/04/16 1.950 03/04/2019 CUSIP: 69353REV6 MOODY'S RATING: A2 STANDARD & POOR'S RATING: A	500,000.000	99.598	497,990.00	501,475.00	- 3,485.00	2.64	3,981.25

ASSET DETAIL *(continued)*

ASSET DESCRIPTION	PAR VALUE	PRICE	MARKET VALUE AS OF 07/31/18	COST BASIS	UNREALIZED GAIN/LOSS	YIELD TO MATURITY	ACCRUED INCOME
Fixed Income <i>(continued)</i>							
CORPORATE OBLIGATIONS <i>(continued)</i>							
PROGRESS ENERGY INC DTD 03/19/09 7.050 03/15/2019 CUSIP: 743263AN5 MOODY'S RATING: BAA2 STANDARD & POOR'S RATING: BBB+	800,000.000	102.569	820,552.00	822,264.00	- 1,712.00	2.85	21,306.67
REGIONS FINANCIAL CORP DTD 07/31/15 2.250 09/14/2018 CUSIP: 759187BLO MOODY'S RATING: BAA2 STANDARD & POOR'S RATING: A-	500,000.000	99.980	499,900.00	502,115.00	- 2,215.00	2.40	4,281.25
ROYAL BANK OF CANADA DTD 04/15/16 1.625 04/15/2019 CUSIP: 78012KNL7 MOODY'S RATING: AA2 STANDARD & POOR'S RATING: AA-	250,000.000	99.314	248,285.00	250,017.50	- 1,732.50	2.61	1,196.18
SHELL INTERNATIONAL FIN DTD 05/10/16 1.375 05/10/2019 CUSIP: 822582BR2 MOODY'S RATING: AA2 STANDARD & POOR'S RATING: A+	500,000.000	99.141	495,705.00	494,605.00	1,100.00	2.50	1,546.88
STARBUCKS CORP DTD 12/05/13 2.000 12/05/2018 CUSIP: 855244AF6 MOODY'S RATING: BAA1 STANDARD & POOR'S RATING: BBB+	800,000.000	99.756	798,048.00	798,568.00	- 520.00	2.71	2,488.89
STATOIL ASA DTD 11/10/14 2.250 11/08/2019 CUSIP: 85771PAW2 MOODY'S RATING: AA3 STANDARD & POOR'S RATING: AA-	500,000.000	99.169	495,845.00	497,360.00	- 1,515.00	2.92	2,593.75

ASSET DETAIL *(continued)*

ASSET DESCRIPTION	PAR VALUE	PRICE	MARKET VALUE AS OF 07/31/18	COST BASIS	UNREALIZED GAIN/LOSS	YIELD TO MATURITY	ACCRUED INCOME
Fixed Income <i>(continued)</i>							
CORPORATE OBLIGATIONS <i>(continued)</i>							
SUNTRUST BANKS INC DTD 05/01/14 2.500 05/01/2019 CUSIP: 867914BG7 MOODY'S RATING: BAA1 STANDARD & POOR'S RATING: BBB+	500,000.000	99.840	499,200.00	504,815.00	- 5,615.00	2.71	3,125.00
TARGET CORP DTD 07/16/10 3.875 07/15/2020 CUSIP: 87612EAV8 MOODY'S RATING: A2 STANDARD & POOR'S RATING: A	800,000.000	101.766	814,128.00	815,544.00	- 1,416.00	2.94	1,377.78
TORONTO-DOMINION BANK DTD 07/13/16 1.450 08/13/2019 CUSIP: 89114QBJ6 MOODY'S RATING: AA1 STANDARD & POOR'S RATING: AA-	500,000.000	98.700	493,500.00	493,550.00	- 50.00	2.73	3,383.33
TOYOTA MOTOR CREDIT CORP DTD 10/18/16 1.550 10/18/2019 CUSIP: 89236TDH5 MOODY'S RATING: AA3 STANDARD & POOR'S RATING: AA-	500,000.000	98.612	493,060.00	493,170.00	- 110.00	2.72	2,217.36
TRAVELERS COS INC DTD 06/02/09 5.900 06/02/2019 CUSIP: 89417EAF6 MOODY'S RATING: A2 STANDARD & POOR'S RATING: A	500,000.000	102.681	513,405.00	523,130.00	- 9,725.00	2.63	4,834.72
UNION PACIFIC CORP DTD 06/19/15 2.250 06/19/2020 CUSIP: 907818EE4 MOODY'S RATING: BAA1 STANDARD & POOR'S RATING: A-	800,000.000	98.460	787,680.00	788,296.00	- 616.00	3.10	2,100.00



Account Statement For:
YUKON KUSKOKWIM HEALTH CORP-AGY

Period Covered: July 1, 2018 - July 31, 2018

Account Number 73171000

ASSET DETAIL *(continued)*

ASSET DESCRIPTION	PAR VALUE	PRICE	MARKET VALUE AS OF 07/31/18	COST BASIS	UNREALIZED GAIN/LOSS	YIELD TO MATURITY	ACCRUED INCOME
Fixed Income <i>(continued)</i>							
CORPORATE OBLIGATIONS <i>(continued)</i>							
US BANCORP MED TERM NOTE DTD 04/24/14 2.200 04/25/2019 CUSIP: 91159HHH6 MOODY'S RATING: A1 STANDARD & POOR'S RATING: A+	500,000.000	99.750	498,750.00	501,840.00	- 3,090.00	2.54	2,933.33
WAL-MART STORES INC DTD 10/02/13 1.950 12/15/2018 CUSIP: 931142DJ9 MOODY'S RATING: AA2 STANDARD & POOR'S RATING: AA	500,000.000	99.845	499,225.00	501,325.00	- 2,100.00	2.36	1,245.83
Total Corporate Obligations			\$31,483,773.94	\$31,579,861.98	- \$96,088.04		\$191,762.04
Total Fixed Income			\$72,097,611.94	\$72,222,393.28	- \$124,781.34		\$359,515.24
			ACCOUNT VALUE AS OF 07/31/18	COST BASIS	UNREALIZED GAIN/LOSS	ACCRUED INCOME	
TOTAL ASSETS			\$77,078,525.58	\$77,203,306.92	- \$124,781.34	\$375,855.45	



Account Statement For:
YUKON KUSKOKWIM HEALTH CORP-AGY

Period Covered: July 1, 2018 - July 31, 2018

Account Number 73171000

TRANSACTION DETAIL

DATE	QUANTITY	DESCRIPTION	AMOUNT	COST BASIS
		Beginning Balance	\$0.00	\$63,231,557.86
Purchases				
07/18/18	500,000.000	AFLAC INC 2.400% 3/16/20 ON TRADE DATE 07/16/2018 PURCHASED THROUGH MILLENNIUM ADVISORS, LLC CUSIP: 001055AN2 TRADE PRICE: 99.0940% OF PV	- \$495,470.00	\$495,470.00
07/18/18	500,000.000	AGILENT TECHNOLOGIES 5.000% 7/15/20 ON TRADE DATE 07/16/2018 PURCHASED THROUGH MILLENNIUM ADVISORS, LLC CUSIP: 00846UAG6 TRADE PRICE: 103.4110% OF PV	- 517,055.00	517,055.00
07/18/18	500,000.000	AMGEN INC 2.125% 5/01/20 ON TRADE DATE 07/16/2018 PURCHASED THROUGH MILLENNIUM ADVISORS, LLC CUSIP: 031162BW9 TRADE PRICE: 98.3870% OF PV	- 491,935.00	491,935.00
07/18/18	500,000.000	EBAY INC 2.150% 6/05/20 ON TRADE DATE 07/16/2018 PURCHASED THROUGH GOLDMAN SACHS CUSIP: 278642AR4 TRADE PRICE: 98.2830% OF PV	- 491,415.00	491,415.00
07/19/18	800,000.000	EI DU PONT DE NEMOUR 4.625% 1/15/20 ON TRADE DATE 07/17/2018 PURCHASED THROUGH BB&T SECURITIES, LLC CUSIP: 263534BZ1 TRADE PRICE: 102.5010% OF PV	- 820,008.00	820,008.00
07/19/18	800,000.000	FIFTH THIRD BANK 2.300% 3/15/19 ON TRADE DATE 07/17/2018 PURCHASED THROUGH BB&T SECURITIES, LLC CUSIP: 31677QBF5 TRADE PRICE: 99.8120% OF PV	- 798,496.00	798,496.00
07/19/18	800,000.000	GENERAL DYNAMICS COR 2.875% 5/11/20 ON TRADE DATE 07/17/2018 PURCHASED THROUGH BNY/SUNTRUST CAPITAL MARKETS CUSIP: 369550BA5 TRADE PRICE: 99.8990% OF PV	- 799,192.00	799,192.00



Account Statement For:
YUKON KUSKOKWIM HEALTH CORP-AGY

Period Covered: July 1, 2018 - July 31, 2018

Account Number 73171000

TRANSACTION DETAIL *(continued)*

DATE	QUANTITY	DESCRIPTION	AMOUNT	COST BASIS
Purchases <i>(continued)</i>				
07/18/18	500,000.000	INTEL CORP 1.850% 5/11/20 ON TRADE DATE 07/16/2018 PURCHASED THROUGH MORGAN STANLEY & CO. CUSIP: 458140AZ3 TRADE PRICE: 98.4310% OF PV	- 492,155.00	492,155.00
07/19/18	800,000.000	MORGAN STANLEY 2.800% 6/16/20 ON TRADE DATE 07/17/2018 PURCHASED THROUGH BNY CAPITAL MARKETS, INC. CUSIP: 61761JB32 TRADE PRICE: 99.2140% OF PV	- 793,712.00	793,712.00
07/18/18	500,000.000	NOVARTIS CAPITAL COR 4.400% 4/24/20 ON TRADE DATE 07/16/2018 PURCHASED THROUGH KEYBANC CAPITAL MARKETS CUSIP: 66989HAD0 TRADE PRICE: 102.6800% OF PV	- 513,400.00	513,400.00
07/19/18	800,000.000	PROGRESS ENERGY INC 7.050% 3/15/19 ON TRADE DATE 07/17/2018 PURCHASED THROUGH FIRST TENNESSEE SECURITIES COR CUSIP: 743263AN5 TRADE PRICE: 102.7830% OF PV	- 822,264.00	822,264.00
07/19/18	800,000.000	STARBUCKS CORP 2.000% 12/05/18 ON TRADE DATE 07/17/2018 PURCHASED THROUGH CITIGROUP GBL MKTS/SALOMON BRO CUSIP: 855244AF6 TRADE PRICE: 99.8210% OF PV	- 798,568.00	798,568.00
07/19/18	800,000.000	TARGET CORP 3.875% 7/15/20 ON TRADE DATE 07/17/2018 PURCHASED THROUGH STIFEL NICOLAUS & CO., INC. CUSIP: 87612EAV8 TRADE PRICE: 101.9430% OF PV	- 815,544.00	815,544.00
07/19/18	800,000.000	UNION PACIFIC CORP 2.250% 6/19/20 ON TRADE DATE 07/17/2018 PURCHASED THROUGH BNP PARIBAS SECURITIES CORP/BO CUSIP: 907818EE4 TRADE PRICE: 98.5370% OF PV	- 788,296.00	788,296.00



Account Statement For:
YUKON KUSKOKWIM HEALTH CORP-AGY

Period Covered: July 1, 2018 - July 31, 2018

Account Number 73171000

TRANSACTION DETAIL *(continued)*

DATE	QUANTITY	DESCRIPTION	AMOUNT	COST BASIS
Purchases <i>(continued)</i>				
07/16/18	2,500,000.000	US TREASURY NOTE 1.500% 10/31/19 ON TRADE DATE 07/13/2018 PURCHASED THROUGH BANC OF AMERICA SECURITIES LLC CUSIP: 912828F62 TRADE PRICE: 98.7461% OF PV	- 2,468,652.35	2,468,652.35
07/18/18	2,500,000.000	US TREASURY NOTE 2.375% 4/30/20 ON TRADE DATE 07/17/2018 PURCHASED THROUGH BKNS NY/RATES DESK CUSIP: 9128284J6 TRADE PRICE: 99.5977% OF PV	- 2,489,941.40	2,489,941.40
07/16/18	2,500,000.000	US TREASURY NOTE 2.500% 6/30/20 ON TRADE DATE 07/13/2018 PURCHASED THROUGH NOMURA SECURITIES INTL., FIXED CUSIP: 912828XY1 TRADE PRICE: 99.8477% OF PV	- 2,496,191.41	2,496,191.41
07/16/18	2,500,000.000	US TREASURY NOTE 3.375% 11/15/19 ON TRADE DATE 07/13/2018 PURCHASED THROUGH BANC OF AMERICA SECURITIES LLC CUSIP: 912828LY4 TRADE PRICE: 101.1484% OF PV	- 2,528,710.95	2,528,710.95
07/16/18	2,500,000.000	US TREASURY NOTE 3.625% 2/15/20 ON TRADE DATE 07/13/2018 PURCHASED THROUGH BKNS NY/RATES DESK CUSIP: 912828MP2 TRADE PRICE: 101.6563% OF PV	- 2,541,406.25	2,541,406.25
Total Purchases			- \$21,962,412.36	\$21,962,412.36



Account Statement For:
YUKON KUSKOKWIM HEALTH CORP-AGY

Period Covered: July 1, 2018 - July 31, 2018

Account Number 73171000

TRANSACTION DETAIL *(continued)*

DATE	QUANTITY	DESCRIPTION	AMOUNT	COST BASIS
Sales				
07/20/18	500,000.000	MATURED CVS HEALTH CORP 1.900% 7/20/18 ON TRADE DATE 07/20/2018 CUSIP: 126650CH1 TRADE PRICE: 100.0000% OF PV	\$500,000.00	- \$501,445.00
07/13/18	500,000.000	MATURED JOHN DEERE CAPITAL 1.600% 7/13/18 ON TRADE DATE 07/13/2018 CUSIP: 24422ESX8 TRADE PRICE: 100.0000% OF PV	500,000.00	- 500,505.00
Total Sales			\$1,000,000.00	- \$1,001,950.00

Cash Receipts

TAXABLE

Interest

07/18/18		PAID ACCRUED INTEREST ON PURCHASE OF AFLAC INC 2.400% 3/16/20 CUSIP: 001055AN2	- \$4,100.00	
07/18/18		PAID ACCRUED INTEREST ON PURCHASE OF AGILENT TECHNOLOGIES 5.000% 7/15/20 CUSIP: 00846UAG6	- 208.33	
07/16/18		AMERICAN INTL GROUP 2.300% 7/16/19 INTEREST ON 500,000.000 PAR VALUE AT \$0.0115 PER \$1 PV CUSIP: 026874CZ8	5,750.00	
07/18/18		PAID ACCRUED INTEREST ON PURCHASE OF AMGEN INC 2.125% 5/01/20 CUSIP: 031162BW9	- 2,272.57	



Account Statement For:
YUKON KUSKOKWIM HEALTH CORP-AGY

Period Covered: July 1, 2018 - July 31, 2018

Account Number 73171000

TRANSACTION DETAIL *(continued)*

DATE	QUANTITY	DESCRIPTION	AMOUNT	COST BASIS
Cash Receipts <i>(continued)</i>				
TAXABLE <i>(continued)</i>				
Interest <i>(continued)</i>				
07/18/18		BANK OF MONTREAL 1.500% 7/18/19 INTEREST ON 500,000.000 PAR VALUE AT \$0.0075 PER \$1 PV CUSIP: 06367THQ6	3,750.00	
07/20/18		0.0075 ON 500,000 SHRS DUE 07/18/18 CVS HEALTH CORP 1.900% 7/20/18 INTEREST ON 500,000.000 PAR VALUE AT \$0.0095 PER \$1 PV CUSIP: 126650CH1	4,750.00	
07/18/18		PAID ACCRUED INTEREST ON PURCHASE OF EBAY INC 2.150% 6/05/20 CUSIP: 278642AR4	- 1,284.03	
07/19/18		PAID ACCRUED INTEREST ON PURCHASE OF EI DU PONT DE NEMOUR 4.625% 1/15/20 CUSIP: 263534BZ1	- 411.11	
07/19/18		PAID ACCRUED INTEREST ON PURCHASE OF FIFTH THIRD BANK 2.300% 3/15/19 CUSIP: 31677QBF5	- 6,337.78	
07/19/18		PAID ACCRUED INTEREST ON PURCHASE OF GENERAL DYNAMICS COR 2.875% 5/11/20 CUSIP: 369550BA5	- 4,344.44	
07/23/18		GOLDMAN SACHS GROUP 1.950% 7/23/19 INTEREST ON 500,000.000 PAR VALUE AT \$0.00975 PER \$1 PV CUSIP: 38141GWP5	4,875.00	
07/18/18		PAID ACCRUED INTEREST ON PURCHASE OF INTEL CORP 1.850% 5/11/20 CUSIP: 458140AZ3	- 1,721.53	
07/13/18		JOHN DEERE CAPITAL 1.600% 7/13/18 INTEREST ON 500,000.000 PAR VALUE AT \$0.0080 PER \$1 PV CUSIP: 24422ESX8	4,000.00	



Account Statement For:
YUKON KUSKOKWIM HEALTH CORP-AGY

Period Covered: July 1, 2018 - July 31, 2018

Account Number 73171000

TRANSACTION DETAIL *(continued)*

DATE	QUANTITY	DESCRIPTION	AMOUNT	COST BASIS
Cash Receipts <i>(continued)</i>				
TAXABLE <i>(continued)</i>				
Interest <i>(continued)</i>				
07/19/18		PAID ACCRUED INTEREST ON PURCHASE OF MORGAN STANLEY 2.800% 6/16/20 CUSIP: 61761JB32	-2,053.33	
07/18/18		PAID ACCRUED INTEREST ON PURCHASE OF NOVARTIS CAPITAL COR 4.400% 4/24/20 CUSIP: 66989HAD0	-5,133.33	
07/16/18		ORACLE CORP 2.375% 1/15/19 INTEREST ON 250,000.000 PAR VALUE AT \$0.011875 PER \$1 PV CUSIP: 68389XAQ8	2,968.75	
07/09/18		PEPSICO INC 2.250% 1/07/19 INTEREST ON 250,000.000 PAR VALUE AT \$0.01125 PER \$1 PV CUSIP: 713448CK2	2,812.50	
07/19/18		PAID ACCRUED INTEREST ON PURCHASE OF PROGRESS ENERGY INC 7.050% 3/15/19 CUSIP: 743263AN5	-19,426.67	
07/02/18		SECURED MARKET DEPOSIT ACCOUNT INTEREST FROM 6/1/18 TO 6/30/18	15,170.93	
07/19/18		PAID ACCRUED INTEREST ON PURCHASE OF STARBUCKS CORP 2.000% 12/05/18 CUSIP: 855244AF6	-1,955.56	
07/19/18		PAID ACCRUED INTEREST ON PURCHASE OF TARGET CORP 3.875% 7/15/20 CUSIP: 87612EAV8	-344.44	
07/19/18		PAID ACCRUED INTEREST ON PURCHASE OF UNION PACIFIC CORP 2.250% 6/19/20 CUSIP: 907818EE4	-1,500.00	
07/31/18		US TREASURY NOTE 1.125% 1/31/19 INTEREST ON 2,300,000.000 PAR VALUE AT \$0.005625 PER \$1 PV CUSIP: 912828V56	12,937.50	



Account Statement For:
YUKON KUSKOKWIM HEALTH CORP-AGY

Period Covered: July 1, 2018 - July 31, 2018

Account Number 73171000

TRANSACTION DETAIL *(continued)*

DATE	QUANTITY	DESCRIPTION	AMOUNT	COST BASIS
Cash Receipts <i>(continued)</i>				
TAXABLE <i>(continued)</i>				
Interest <i>(continued)</i>				
07/02/18		US TREASURY NOTE 1.250% 12/31/18 INTEREST ON 2,500,000.000 PAR VALUE AT \$0.00625 PER \$1 PV CUSIP: 912828U99	15,625.00	
07/16/18		PAID ACCRUED INTEREST ON PURCHASE OF US TREASURY NOTE 1.500% 10/31/19 CUSIP: 912828F62	- 7,846.47	
07/02/18		US TREASURY NOTE 1.625% 6/30/19 INTEREST ON 2,500,000.000 PAR VALUE AT \$0.008125 PER \$1 PV CUSIP: 912828WS5	20,312.50	
07/31/18		US TREASURY NOTE 1.625% 7/31/19 INTEREST ON 2,500,000.000 PAR VALUE AT \$0.008125 PER \$1 PV CUSIP: 912828WW6	20,312.50	
07/18/18		PAID ACCRUED INTEREST ON PURCHASE OF US TREASURY NOTE 2.375% 4/30/20 CUSIP: 9128284J6	- 12,746.26	
07/16/18		PAID ACCRUED INTEREST ON PURCHASE OF US TREASURY NOTE 2.500% 6/30/20 CUSIP: 912828XY1	- 2,717.39	
07/16/18		PAID ACCRUED INTEREST ON PURCHASE OF US TREASURY NOTE 3.375% 11/15/19 CUSIP: 912828LY4	- 14,215.35	



Account Statement For:
YUKON KUSKOKWIM HEALTH CORP-AGY

Period Covered: July 1, 2018 - July 31, 2018

Account Number 73171000

TRANSACTION DETAIL *(continued)*

DATE	QUANTITY	DESCRIPTION	AMOUNT	COST BASIS
Cash Receipts <i>(continued)</i>				
TAXABLE <i>(continued)</i>				
Interest <i>(continued)</i>				
07/16/18		PAID ACCRUED INTEREST ON PURCHASE OF US TREASURY NOTE 3.625% 2/15/20 CUSIP: 912828MP2	- 37,802.14	
Total Taxable Interest			- \$13,156.05	\$0.00
Total Taxable			- \$13,156.05	\$0.00
Total Taxable & Tax Exempt			- \$13,156.05	\$0.00
Cash Receipts				
MISCELLANEOUS				
07/11/18		ACH RECEIPT FROM CHECKING 125200057 #0002981556 YUKON KUSKOKWIM HEALTH CORPORATION PO BOX 528 BETHEL, AK 99559-0528	\$14,000,000.00	
Total Miscellaneous			\$14,000,000.00	\$0.00
Total Cash Receipts			\$13,986,843.95	\$0.00
Cash Sweep Activity				
07/31/18	15,087,651.040	SUMMARY OF PURCHASE TRANSACTIONS	- \$15,087,651.04	\$15,087,651.04
07/31/18	22,076,364.340	SUMMARY OF SALES TRANSACTIONS	22,076,364.34	- 22,076,364.34
Total Cash Sweep Activity			\$6,988,713.30	- \$6,988,713.30



[REDACTED]

[REDACTED]

[REDACTED]

TRANSACTION DETAIL

[REDACTED]

DATE	QUANTITY	DESCRIPTION	AMOUNT	COST BASIS
Wells Fargo Bank Fees				
[REDACTED]		[REDACTED]	[REDACTED]	
[REDACTED]			[REDACTED]	[REDACTED]
TOTAL TRANSACTIONS			\$0.00	\$13,971,749.06
Ending Balance:			\$0.00	\$77,203,306.92



Account Statement For:
YUKON KUSKOKWIM HEALTH CORP-AGY

Period Covered: July 1, 2018 - July 31, 2018

Account Number 73171000

REALIZED GAIN/LOSS DETAIL

DATE SOLD	QUANTITY	ASSET DESCRIPTION	COST BASIS	PROCEEDS	SHORT TERM REALIZED GAIN/LOSS	LONG TERM REALIZED GAIN/LOSS
07/20/18	500,000.000	CVS HEALTH CORP 1.900% 7/20/18 500,000.0000 UNITS ACQUIRED ON 07/05/17	- \$501,445.00 501,445.00	\$500,000.00	\$0.00	- \$1,445.00
07/13/18	500,000.000	JOHN DEERE CAPITAL 1.600% 7/13/18 500,000.0000 UNITS ACQUIRED ON 07/05/17	- 500,505.00 500,505.00	500,000.00	0.00	- 505.00
Total This Period			- \$1,001,950.00	\$1,000,000.00	\$0.00	- \$1,950.00

Gain/Loss information is un-audited and should not be used for tax preparation, estate and/or retirement planning purposes.



Account Statement For:
YUKON KUSKOKWIM HEALTH CORP-AGY

Period Covered: July 1, 2018 - July 31, 2018

Account Number 73171000

DISCLOSURE MESSAGES

All information provided with respect to cost basis is derived from transactions in the account or information supplied by you or other sources. There is no guarantee as to the accuracy of cost basis information or the profit and loss information provided. Accordingly cost basis information is not intended for tax reporting purposes. Please inform us in the event that a cost basis is not accurate.

Important Account Information

Effective 11/13/2015, the Complementary Strategies name classification was changed to Alternative Investments.

NOTICE

FOR ACCOUNTS WHERE WELLS FARGO IS ACTING AS A TRUSTEE, ANY ACTION YOU MAY HAVE AS A BENEFICIARY AGAINST WELLS FARGO AND ANY OTHER TRUSTEE FOR BREACH OF TRUST BASED ON ANY MATTER ADEQUATELY DISCLOSED IN THIS STATEMENT MAY BE BARRED UNLESS THE ACTION IS BEGUN WITHIN SIX MONTHS AFTER YOU RECEIVE THIS STATEMENT. IF YOU HAVE ANY QUESTIONS, YOU MAY WISH TO OBTAIN PROFESSIONAL ADVICE REGARDING THIS STATEMENT.

This statement includes compensation paid to Wells Fargo for services provided to this account.

Effective for tax years beginning on or after 1/1/2015 Internal Revenue Code Section 67(e) changes the deductibility of fiduciary fees.

A guide to reading your statement is available on-line at www.wellsfargo.com/statementguide or by calling The Private Bank Service Team at (877) 646-8560.



P.O. BOX 95021
HENDERSON, NV 89009-5021

C7C7

YUKON KUSKOKWIM HEALTH CORP
829 CHIEF EDDIE HOFFMAN HIGHWAY
PO BOX 528
BETHEL AK 99559-0528

YUKON KUSKOKWIM HEALTH CORPORATION
CONSOLIDATED ACCOUNT

Keeping Charitable Giving Joyful

Supporting organizations and causes you feel strongly about can be very satisfying. But being asked for money by too many organizations may also end up leaving you feeling overwhelmed. So how do you put the joy back into charitable giving? In the recent episode of our podcast series, Your Financial Journey, Beth Renner, Head of Philanthropic Services discusses strategies that can help you take control of your charitable giving and feel better about what you are able to achieve. privatebank.wf.com/conversations/podcast/joyful_giving

Period Covered: July 1, 2018 - July 31, 2018

Consolidated Account Number AGG228691

Consolidated Total Account Value **\$95,987,076.42**

WELLS FARGO BANK, N.A.

CONSOLIDATED ACCOUNT STATEMENT FOR:

YUKON KUSKOKWIM HEALTH CORP-CONS

RELATIONSHIP TEAM

The Private Bank Service Team	(877) 646-8560
Joellen Weatherholt, Relationship Manager	(907) 313-7149 weathej@wellsfargo.com
Client Service	(800) 352-3705

TABLE OF CONTENTS

Consolidated Account List	2
Consolidated Account Summary	5
Account Summary/Asset Allocation	6
Activity Summary	7
Asset Summary	8
Fixed Income Analysis	10
Equity Analysis	11
Asset Detail	12
Transaction Detail	82
Wells Fargo Bank Fees	148
Realized Gain/Loss Detail	150
Unsettled Trades	154
Disclosure Messages	155

CONSOLIDATED ACCOUNT LIST

This statement contains, as applicable, asset, liability and transaction detail for the following accounts:

ACCOUNT NUMBER	ACCOUNT NAME	ACCOUNT VALUE AS OF 06/30/18	NET CHANGE THIS PERIOD	ACCOUNT VALUE AS OF 07/31/18	COST BASIS	UNREALIZED GAIN/LOSS
AGG228691	YUKON KUSKOKWIM HEALTH CORPORATION CONSOLIDATED ACCOUNT	\$0.00	\$0.00	\$0.00	\$0.00	\$0.00
22869100	YUKON KUSKOKWIM HEALTH CORPORATION AGENCY ACCOUNT - PLEDGED MAIN	37,816,211.82	837,793.79	38,654,005.61	34,596,468.85	4,057,536.76
22869101	YUKON KUSKOKWIM HEALTH CORPORATION INVESTMENT MANAGEMENT ACCOUNT WELLS FARGO FIXED INCOME CUSTOMIZED TAXABLE LIMITED MATURITY PLEDGED	21,457,931.52	46,105.51	21,504,037.03	22,010,669.22	- 506,632.19
22869102	YUKON KUSKOKWIM HEALTH CORPORATION AGENCY PLEDGED WELLS FARGO WEALTH GLOBAL DIVIDEND PAYERS STRATEGY	5,774,241.23	208,885.79	5,983,127.02	5,232,946.45	750,180.57
22869104	YUKON KUSKOKWIM HEALTH CORPORATION AGENCY PLEDGED PRINCIPAL GLOBAL INVESTORS MID CAP CORE	3,567,696.26	99,846.14	3,667,542.40	2,765,440.35	902,102.05
22869105	YUKON KUSKOKWIM HEALTH CORPORATION AGENCY PLEDGED PRINCIPAL GLOBAL INVESTORS REAL ESTATE EQUITY SECURITIES	8,154,064.21	65,155.46	8,219,219.67	7,693,433.67	525,786.00
22869106	YUKON KUSKOKWIM HEALTH CORPORATION AGENCY ACCOUNT - PLEDGED FEDERATED INVESTORS STRATEGIC VALUE	2,218,688.98	68,883.33	2,287,572.31	2,319,022.75	- 31,450.44

Upon establishment of your account and at any time thereafter, copies of your Sub-adviser's privacy policy, Form ADV, Part II or other such written disclosure documents are available upon request. Please contact your Relationship Manager or another member of your relationship team if there have been any changes in your financial situation or investment objectives, or if you wish to impose or modify any reasonable restrictions on the management of the account.



Account Statement For:
YUKON KUSKOKWIM HEALTH CORP-CONS

Period Covered: July 1, 2018 - July 31, 2018

Consolidated Account Number AGG228691

CONSOLIDATED ACCOUNT LIST *(continued)*

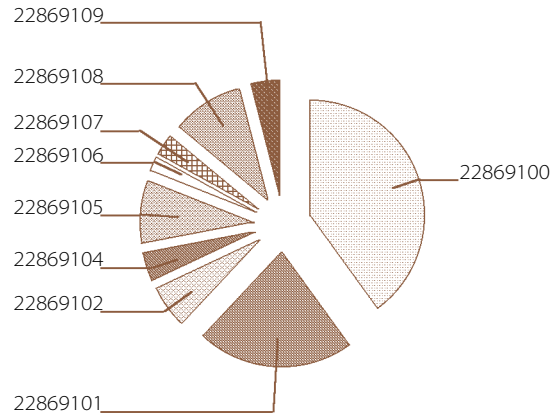
This statement contains, as applicable, asset, liability and transaction detail for the following accounts:

ACCOUNT NUMBER	ACCOUNT NAME	ACCOUNT VALUE AS OF 06/30/18	NET CHANGE THIS PERIOD	ACCOUNT VALUE AS OF 07/31/18	COST BASIS	UNREALIZED GAIN/LOSS
22869107	YUKON KUSKOKWIM HEALTH CORPORATION AGENCY ACCOUNT - PLEDGED SPECTRUM ASSET MANAGEMENT PREFERRED SECURITIES	2,937,167.19	18,734.79	2,955,901.98	2,995,244.81	- 39,342.83
22869108	YUKON KUSKOKWIM HEALTH CORPORATION AGENCY ACCOUNT - PLEDGED WELLS FARGO WEALTH LARGE CAP FUNDAMENTAL OPTIMIZED	9,481,549.65	440,317.97	9,921,867.62	7,263,100.97	2,658,766.65
22869109	YUKON KUSKOKWIM HEALTH CORPORATION AGENCY PLEDGED TRIBUTARY CAPITAL MANAGEMENT TRIBUTARY SMALL CAP EQUITY SMA PLED	2,734,975.74	58,827.04	2,793,802.78	2,625,550.95	168,251.83
AGG228691	Consolidated Account Total	\$94,142,526.60	\$1,844,549.82	\$95,987,076.42	\$87,501,878.02	\$8,485,198.40



RELATIONSHIP SUMMARY

Account Number	% ALLOCATION
22869100	40.27%
22869101	22.40
22869102	6.23
22869104	3.82
22869105	8.56
22869106	2.38
22869107	3.07
22869108	10.33
22869109	2.94
	100%



Percentage of total market value by account. Accounts representing less than 1% of the total relationship are combined in a single segment. Percentages may not be exact due to rounding.



Account Statement For:
YUKON KUSKOKWIM HEALTH CORP-CONS

Period Covered: July 1, 2018 - July 31, 2018

Consolidated Account Number AGG228691

CONSOLIDATED ACCOUNT SUMMARY

ACCOUNT NUMBER	CASH ALTERNATIVES	FIXED INCOME	EQUITIES	ALTERNATIVE INVESTMENTS	REAL ASSETS	MISCELLANEOUS	LIABILITIES
AGG228691	\$0.00	\$0.00	\$0.00	\$0.00	\$0.00	\$0.00	\$0.00
22869100	775,130.68	4,536,636.27	22,655,498.76	5,935,225.55	4,751,514.35	0.00	0.00
22869101	93,219.96	21,410,817.07	0.00	0.00	0.00	0.00	0.00
22869102	98,767.79	0.00	5,884,359.23	0.00	0.00	0.00	0.00
22869104	79,602.65	0.00	3,393,482.15	0.00	194,457.60	0.00	0.00
22869105	261,617.16	0.00	487,013.89	0.00	7,470,588.62	0.00	0.00
22869106	60,392.68	0.00	1,993,089.01	0.00	234,090.62	0.00	0.00
22869107	102,101.84	2,697,964.82	0.00	0.00	155,835.32	0.00	0.00
22869108	152,934.12	0.00	9,768,933.50	0.00	0.00	0.00	0.00
22869109	149,285.71	0.00	2,467,560.16	39,363.84	137,593.07	0.00	0.00
TOTAL	\$1,773,052.59	\$28,645,418.16	\$46,649,936.70	\$5,974,589.39	\$12,944,079.58	\$0.00	\$0.00



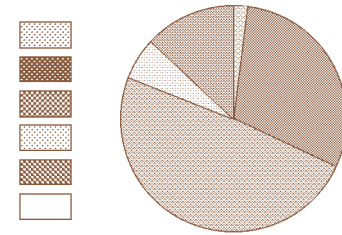
ACCOUNT SUMMARY

	ACCOUNT VALUE AS OF 07/31/18
Cash Alternatives	\$1,773,052.59
Fixed Income	28,645,418.16
Equities	46,649,936.70
Alternative Investments	5,974,589.39
Real Assets	12,944,079.58
Miscellaneous	0.00
Total Assets	\$95,987,076.42
ACCOUNT VALUE	\$95,987,076.42
Accrued Income	\$124,175.06
Account Value and Accrued Income	\$96,111,251.48

Values reflected for publicly-traded assets are derived from unaffiliated financial industry sources believed to be reliable. Values for non-publicly traded assets are derived using external sources and may be based on estimates. Assets for which a current value is unavailable from an external source may be valued at the last reported price, at par, or may be shown as having nominal or no value. Reported values may not reflect the price at which an asset may be sold. Asset values are updated as they become available from external sources, and may be updated less frequently than statements are generated. Although asset values are obtained from sources deemed reliable, values should only be used for reference. Values indicated should not be used to calculate gain/loss ratios or for tax preparation purposes.

ASSET ALLOCATION

	% ALLOCATION
Cash Alternatives	1.85%
Fixed Income	29.84
Equities	48.60
Alternative Investments	6.22
Real Assets	13.49
Miscellaneous	0.00
Total Assets	100%



Percentages may not be exact due to rounding.
Amounts less than .50 are not displayed on graphs.

How Should Investors Navigate a Late-Cycle Expansion?

Financial markets have recently swung between confidence and concern. Yet volatility often accompanies a maturing recovery, and knowledgeable investors remain alert to continued opportunities. Wells Fargo Investment Institute strategists provide their outlook for stocks, bonds, and other investments for the latter half of 2018 in their recently published 2018 Midyear Outlook report. <https://www.wellsfargo.com/investment-institute/2018-midyear-outlook/>



Account Statement For:
YUKON KUSKOKWIM HEALTH CORP-CONS

Period Covered: July 1, 2018 - July 31, 2018

Consolidated Account Number AGG228691

ACCOUNT VALUE CHANGE

	THIS PERIOD	YEAR TO DATE
Beginning Account Value	\$94,142,526.60	\$93,717,794.71
Cash Receipts	273,452.80	11,570,438.80
Cash Disbursements	- 63,739.12	- 10,822,535.45
Assets Received	855,561.84	768,798.22
Assets Disbursed	- 850,782.46	- 499,126.04
Miscellaneous	0.00	0.00
Fees		
Change in Value	1,659,093.22	1,459,783.38
Ending Account Value		

REALIZED GAIN/LOSS SUMMARY

	SHORT TERM	LONG TERM
This Period	\$2,703.58	\$86,742.29
Year to Date	- \$316,987.63	\$4,699,715.79

Gain/Loss information is un-audited and should not be used for tax preparation, estate and/or retirement planning purposes.

CASH SUMMARY

	AMOUNT
Beginning Balance	\$13,816.20
Purchases	- 1,452,023.92
Sales	1,309,165.36
Cash Receipts	273,452.80
Cash Disbursements	- 63,739.12
Cash Sweep Activity	- 50,144.76
Miscellaneous	0.00
Wells Fargo Bank Fees	
Ending Balance	

CASH RECEIPTS SUMMARY

	THIS PERIOD	YEAR TO DATE
Taxable		
Interest	\$87,321.16	\$316,289.80
Dividends	155,261.64	969,077.93
Real Assets	0.00	0.00
Other	30,870.00	146,070.00
Total Taxable	\$273,452.80	\$1,431,437.73
Tax Exempt		
Interest	\$0.00	\$0.00
Dividends	0.00	581.66
Real Assets	0.00	0.00
Other	0.00	0.00
Total Tax Exempt	\$0.00	\$581.66
Miscellaneous	\$0.00	\$10,138,419.41
TOTAL CASH RECEIPTS	\$273,452.80	\$11,570,438.80

The tax classification of receipts in this statement was obtained from a third party provider and may not represent the final classification of character as determined for federal or state income tax purposes. Please refer to your year-end tax information (if applicable) or your tax advisor for proper tax classification.

ASSET SUMMARY

	ACCOUNT VALUE AS OF 07/31/18	% OF ASSETS	UNREALIZED GAIN/LOSS	ESTIMATED ANNUAL INCOME	ACCRUED INCOME
Cash Alternatives					
Cash	\$1,490.10	0.00%	\$0.00	\$0.00	\$0.00
Money Market	1,771,562.49	1.85	0.00	\$31,348.15	\$2,895.32
Total Cash Alternatives	\$1,773,052.59	1.85%	\$0.00	\$31,348.15	\$2,895.32
Fixed Income					
Government Obligations	\$11,369,081.27	11.84%	-\$295,213.25	\$180,099.55	\$32,944.97
Mortgage Backed Securities	392,804.00	0.41	- 5,149.12	7,600.00	295.56
Municipal Bonds	800,000.00	0.83	0.00	11,450.00	952.63
Corporate Obligations	8,715,702.06	9.08	- 206,580.98	240,079.00	55,793.43
International Obligations	95,881.95	0.10	908.20	1,042.25	0.00
Preferred Securities	1,566,340.39	1.63	- 11,373.18	90,061.31	3,222.82
Domestic Mutual Funds	2,010,473.93	2.09	- 29,825.65	83,722.21	0.00
International Mutual Funds	3,695,134.56	3.85	- 175,410.56	191,712.07	0.00
Total Fixed Income	\$28,645,418.16	29.84%	-\$722,644.54	\$805,766.39	\$93,209.41
Equities					
Consumer Discretionary	\$2,679,960.76	2.79%	\$476,399.26	\$42,139.23	\$807.03
Consumer Staples	1,181,670.56	1.23	- 124,533.50	40,253.95	3,194.27
Energy	720,437.21	0.75	60,379.36	18,876.88	0.00
Financials	3,092,072.73	3.22	847,525.72	52,792.12	1,800.58
Health Care	2,055,801.45	2.14	478,565.10	33,015.68	481.92
Industrials	2,094,500.48	2.18	661,195.82	28,099.41	140.40
Information Technology	3,669,427.87	3.82	1,286,061.42	49,223.71	0.00
Materials	741,320.98	0.77	171,937.13	12,890.22	1,986.90
Telecommunication Services	598,440.67	0.62	- 35,916.80	31,585.52	7,815.78
Utilities	683,587.06	0.71	67,762.55	26,572.87	0.00
International Equities	6,401,835.75	6.67	510,558.05	188,839.48	9,608.01

ASSET SUMMARY *(continued)*

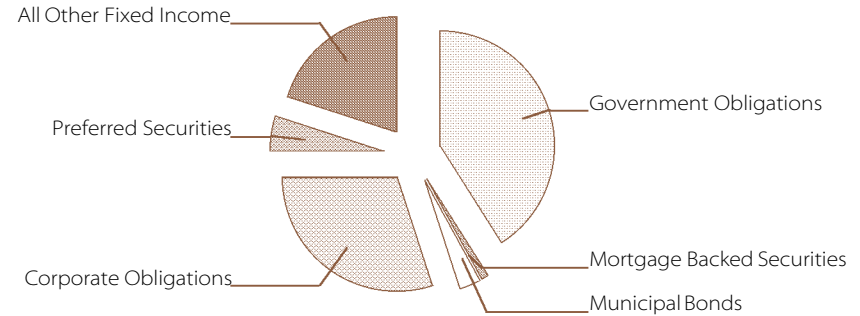
	ACCOUNT VALUE AS OF 07/31/18	% OF ASSETS	UNREALIZED GAIN/LOSS	ESTIMATED ANNUAL INCOME	ACCRUED INCOME
Equities <i>(continued)</i>					
Domestic Mutual Funds	18,566,904.07	19.34	5,225,987.51	260,157.90	0.00
International Mutual Funds	4,097,776.69	4.27	- 322,232.81	67,460.61	0.00
Specialty Equities	66,200.42	0.07	- 13,947.02	0.00	0.00
Total Equities	\$46,649,936.70	48.60%	\$9,289,741.79	\$851,907.58	\$25,834.89
Alternative Investments					
Other	\$5,974,589.39	6.22%	- \$9,061.03	\$7,562.79	\$0.00
Total Alternative Investments	\$5,974,589.39	6.22%	- \$9,061.03	\$7,562.79	\$0.00
Real Assets					
Real Estate Investment Trusts(REITs)	\$8,192,565.23	8.54%	\$583,931.84	\$288,146.55	\$2,235.44
Real Asset Funds	4,751,514.35	4.95	- 656,769.66	201,489.77	0.00
Total Real Assets	\$12,944,079.58	13.49%	- \$72,837.82	\$489,636.32	\$2,235.44
TOTAL ASSETS	\$95,987,076.42	100%	\$8,485,198.40	\$2,186,221.23	\$124,175.06

FIXED INCOME ANALYSIS

Fixed Income by Type

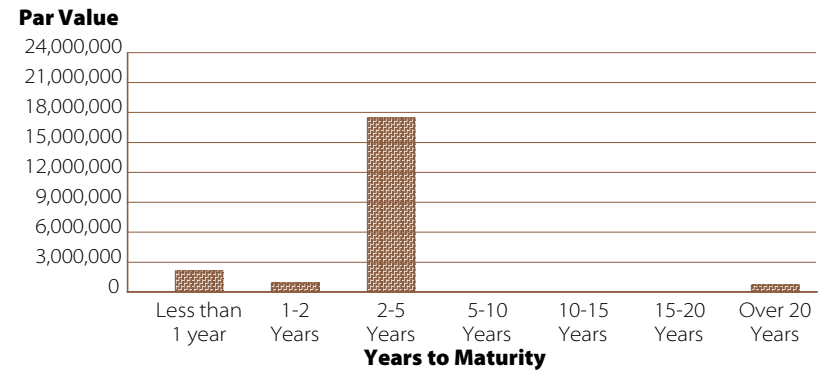
	MARKET VALUE AS OF 07/31/18	% OF FIXED INCOME
Government Obligations	\$11,369,081.27	39.69%
Mortgage Backed Securities	392,804.00	1.37
Municipal Bonds	800,000.00	2.79
Corporate Obligations	8,715,702.06	30.43
International Obligations	95,881.95	0.33
Preferred Securities	1,566,340.39	5.47
All Other Fixed Income	5,705,608.49	19.92
Total Fixed Income	\$28,645,418.16	100%

Percentages may not be exact due to rounding.
Amounts less than .50 are not displayed on graphs.



Bond Maturity Schedule

	PAR VALUE	% OF PAR VALUE	MARKET VALUE AS OF 07/31/18
Less than 1 year	\$2,250,000.00	10.34%	\$2,247,277.50
1-2 Years	1,100,000.00	5.06	1,088,197.00
2-5 Years	17,601,960.00	80.92	17,142,112.83
Over 20 Years	800,000.00	3.68	800,000.00
Total		100%	\$21,277,587.33

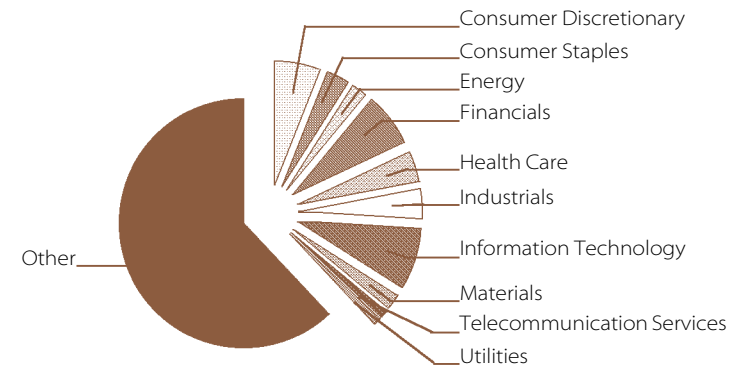


The maturities listed are stated legal maturities of the fixed income securities in your portfolio excluding cash and do not reflect imbedded put options, dutch auctions, potential principal prepayments or imbedded call options which may effectively shorten the maturity of the securities included in your portfolio.

EQUITY ANALYSIS

Industry Sector Analysis

	MARKET VALUE AS OF 07/31/18	% OF EQUITIES
Consumer Discretionary	\$2,679,960.76	5.74%
Consumer Staples	1,181,670.56	2.53
Energy	720,437.21	1.54
Financials	3,092,072.73	6.63
Health Care	2,055,801.45	4.41
Industrials	2,094,500.48	4.49
Information Technology	3,669,427.87	7.87
Materials	741,320.98	1.59
Telecommunication Services	598,440.67	1.28
Utilities	683,587.06	1.47
Other	29,132,716.93	62.45
Total Equities	\$46,649,936.70	100%



Percentages may not be exact due to rounding. Amounts less than .50 are not displayed on graphs.

Largest Individual Equities

ASSET DESCRIPTION	INDUSTRY SECTOR	QUANTITY	MARKET VALUE AS OF 07/31/18	% OF SECTOR	% OF EQUITIES	% OF ASSETS
APPLE INC	Information Technology	3,360.00	\$639,374.40	17.42%	1.37%	0.67%
MICROSOFT CORP	Information Technology	5,650.00	599,352.00	16.33	1.28	0.62
ALPHABET INC CL C	Information Technology	305.00	371,264.30	10.12	0.80	0.39
BOEING CO	Industrials	1,000.00	356,300.00	17.01	0.76	0.37
CISCO SYSTEMS INC	Information Technology	8,300.00	351,007.00	9.57	0.75	0.37
UNITEDHEALTH GROUP INC	Health Care	1,360.00	344,379.20	16.75	0.74	0.36
UNION PACIFIC CORP	Industrials	2,195.00	329,008.55	15.71	0.71	0.34
JPMORGAN CHASE & CO	Financials	2,665.00	306,341.75	9.91	0.66	0.32
CELANESE CORP	Materials	2,500.00	295,275.00	39.83	0.63	0.31
CITIGROUP INC.	Financials	3,850.00	276,776.50	8.95	0.59	0.29
Total Largest Individual Equities			\$3,869,078.70		8.29%	4.04%



ASSET DETAIL

ASSET DESCRIPTION	QUANTITY	PRICE	MARKET VALUE AS OF 07/31/18	COST BASIS	UNREALIZED GAIN/LOSS	CURRENT YIELD	ACCRUED INCOME
Cash Alternatives							
CASH							
PRINCIPAL			\$1,490.10	\$1,490.10	\$0.00		
Total Cash			\$1,490.10	\$1,490.10	\$0.00		
MONEY MARKET							
FEDERATED TREAS OBL FD 68 ACCOUNT NUMBER: 22869100	775,130.680		\$775,130.68	\$775,130.68	\$0.00	1.77%	\$1,176.39
FEDERATED TREAS OBL FD 68 ACCOUNT NUMBER: 22869101	93,219.960		93,219.96	93,219.96	0.00	1.77	429.75
FEDERATED TREAS OBL FD 68 ACCOUNT NUMBER: 22869102	97,229.600		97,229.60	97,229.60	0.00	1.77	140.64
FEDERATED TREAS OBL FD 68 ACCOUNT NUMBER: 22869104	79,602.650		79,602.65	79,602.65	0.00	1.77	115.53
FEDERATED TREAS OBL FD 68 ACCOUNT NUMBER: 22869105	261,617.160		261,617.16	261,617.16	0.00	1.77	326.92
FEDERATED TREAS OBL FD 68 ACCOUNT NUMBER: 22869106	60,392.680		60,392.68	60,392.68	0.00	1.77	89.10
FEDERATED TREAS OBL FD 68 ACCOUNT NUMBER: 22869107	102,101.840		102,101.84	102,101.84	0.00	1.77	145.64
FEDERATED TREAS OBL FD 68 ACCOUNT NUMBER: 22869108	152,982.210		152,982.21	152,982.21	0.00	1.77	221.20
FEDERATED TREAS OBL FD 68 ACCOUNT NUMBER: 22869109	149,285.710		149,285.71	149,285.71	0.00	1.77	250.15
Total Money Market			\$1,771,562.49	\$1,771,562.49	\$0.00	1.77%	\$2,895.32
Total Cash Alternatives			\$1,773,052.59	\$1,773,052.59	\$0.00	1.77%	\$2,895.32

ASSET DETAIL *(continued)*

ASSET DESCRIPTION	PAR VALUE	PRICE	MARKET VALUE AS OF 07/31/18	COST BASIS	UNREALIZED GAIN/LOSS	YIELD TO MATURITY	ACCRUED INCOME
Fixed Income							
GOVERNMENT OBLIGATIONS							
FED NATL MTG ASSN DTD 10/19/15 1.500 11/30/2020 CUSIP: 3135G0F73 MOODY'S RATING: AAA STANDARD & POOR'S RATING: AA+ ACCOUNT NUMBER: 22869101	850,000.000	\$97.166	\$825,911.00	\$839,143.80	-\$13,232.80	2.76%	\$2,160.42
US TREASURY INFLATION INDEX NOTE DTD 01/31/11 1.125 01/15/2021 CUSIP: 912828PP9 MOODY'S RATING: AAA STANDARD & POOR'S RATING: N/A ACCOUNT NUMBER: 22869101	919,960.000	100.580	925,295.77	945,273.76	- 19,977.99	0.89	478.17
US TREASURY NOTE DTD 01/03/17 2.000 12/31/2021 CUSIP: 912828U81 MOODY'S RATING: AAA STANDARD & POOR'S RATING: N/A ACCOUNT NUMBER: 22869101	3,150,000.000	97.410	3,068,415.00	3,164,519.54	- 96,104.54	2.80	5,478.26
US TREASURY NOTE DTD 01/31/18 2.375 01/31/2023 CUSIP: 9128283U2 MOODY'S RATING: AAA STANDARD & POOR'S RATING: N/A ACCOUNT NUMBER: 22869101	950,000.000	98.059	931,560.50	941,279.29	- 9,718.79	2.84	61.31
US TREASURY NOTE DTD 02/29/16 1.125 02/28/2021 CUSIP: 912828P87 MOODY'S RATING: AAA STANDARD & POOR'S RATING: N/A ACCOUNT NUMBER: 22869101	1,000,000.000	95.984	959,840.00	983,945.31	- 24,105.31	2.75	4,707.88



ASSET DETAIL *(continued)*

ASSET DESCRIPTION	PAR VALUE	PRICE	MARKET VALUE AS OF 07/31/18	COST BASIS	UNREALIZED GAIN/LOSS	YIELD TO MATURITY	ACCRUED INCOME
Fixed Income <i>(continued)</i>							
GOVERNMENT OBLIGATIONS <i>(continued)</i>							
US TREASURY NOTE DTD 08/31/16 1.125 08/31/2021 CUSIP: 9128282F6 MOODY'S RATING: AAA STANDARD & POOR'S RATING: N/A ACCOUNT NUMBER: 22869101	2,600,000.000	95.129	2,473,354.00	2,572,134.77	- 98,780.77	2.78	12,240.49
US TREASURY NOTE DTD 11/02/15 1.375 10/31/2020 CUSIP: 912828L99 MOODY'S RATING: AAA STANDARD & POOR'S RATING: N/A ACCOUNT NUMBER: 22869101	2,250,000.000	97.098	2,184,705.00	2,217,998.05	- 33,293.05	2.71	7,818.44
Total Government Obligations			\$11,369,081.27	\$11,664,294.52	- \$295,213.25		\$32,944.97
MORTGAGE BACKED SECURITIES							
DISCOVER CARD EXECUTION NOTE T SER 2015-A2 CL A *0 DAY DELAY* DTD 04/29/15 1.900 10/17/2022 CUSIP: 254683BP9 MOODY'S RATING: AAA STANDARD & POOR'S RATING: AAA ACCOUNT NUMBER: 22869101	400,000.000	\$98.201	\$392,804.00	\$397,953.12	- \$5,149.12	2.35%	\$295.56
Total Mortgage Backed Securities			\$392,804.00	\$397,953.12	- \$5,149.12		\$295.56



ASSET DETAIL *(continued)*

ASSET DESCRIPTION	PAR VALUE	PRICE	MARKET VALUE AS OF 07/31/18	COST BASIS	UNREALIZED GAIN/LOSS	YIELD TO MATURITY	ACCRUED INCOME
Fixed Income <i>(continued)</i>							
MUNICIPAL BONDS							
MICHIGAN ST FIN AUTH REVENUE TXBL-VARIABLE-SCH LOAN REVOLVI DTD 04/10/14 09/01/2053 CUSIP: 59447PXU0 MOODY'S RATING: VMIG1 STANDARD & POOR'S RATING: A-1 ACCOUNT NUMBER: 22869101	500,000.000	\$100.000	\$500,000.00	\$500,000.00	\$0.00	2.02%	\$841.67
NEW YORK ST HSG FIN AGY REVENU TXBL-VARIABLE-BAM S HSG-SER B DTD 12/03/14 11/01/2049 CUSIP: 64986U4H7 MOODY'S RATING: VMIG1 STANDARD & POOR'S RATING: N/A ACCOUNT NUMBER: 22869101	300,000.000	100.000	300,000.00	300,000.00	0.00	0.45	110.96
Total Municipal Bonds			\$800,000.00	\$800,000.00	\$0.00		\$952.63
CORPORATE OBLIGATIONS							
ABBOTT LABORATORIES DTD 03/10/15 2.000 03/15/2020 CUSIP: 002824AZ3 MOODY'S RATING: BAA2 STANDARD & POOR'S RATING: BBB ACCOUNT NUMBER: 22869101	250,000.000	\$98.411	\$246,027.50	\$246,232.50	-\$205.00	3.01%	\$1,888.89
ALLERGAN INC DTD 09/14/10 3.375 09/15/2020 CUSIP: 018490AN2 MOODY'S RATING: BAA3 STANDARD & POOR'S RATING: BBB ACCOUNT NUMBER: 22869101	100,000.000	100.005	100,005.00	108,916.00	-8,911.00	3.37	1,275.00

ASSET DETAIL *(continued)*

ASSET DESCRIPTION	PAR VALUE	PRICE	MARKET VALUE AS OF 07/31/18	COST BASIS	UNREALIZED GAIN/LOSS	YIELD TO MATURITY	ACCRUED INCOME
Fixed Income <i>(continued)</i>							
CORPORATE OBLIGATIONS <i>(continued)</i>							
BANK OF MONTREAL MED TERM NOTE DTD 09/11/17 1.750 09/11/2019 CUSIP: 06367TF96 MOODY'S RATING: AA2 STANDARD & POOR'S RATING: A+ ACCOUNT NUMBER: 22869101	200,000.000	98.775	197,550.00	197,416.00	134.00	2.88	1,361.11
BANK OF NOVA SOCTIA DTD 03/07/17 2.700 03/07/2022 CUSIP: 064159JG2 MOODY'S RATING: AA2 STANDARD & POOR'S RATING: A+ ACCOUNT NUMBER: 22869101	200,000.000	97.695	195,390.00	202,490.00	- 7,100.00	3.39	2,160.00
BANK OF NY MELLON CORP MED TERM NOTE DTD 02/07/17 2.600 02/07/2022 CUSIP: 06406RAA5 MOODY'S RATING: A1 STANDARD & POOR'S RATING: A ACCOUNT NUMBER: 22869101	200,000.000	97.683	195,366.00	202,596.00	- 7,230.00	3.30	2,513.33
BB&T CORPORATION MED TERM NOTE DTD 12/08/14 2.450 01/15/2020 CUSIP: 05531FAS2 MOODY'S RATING: A2 STANDARD & POOR'S RATING: A- ACCOUNT NUMBER: 22869101	250,000.000	99.103	247,757.50	248,105.00	- 347.50	3.08	272.22
BP CAPITAL MARKETS PLC DTD 09/19/17 2.520 09/19/2022 CUSIP: 05565QDP0 MOODY'S RATING: A1 STANDARD & POOR'S RATING: A- ACCOUNT NUMBER: 22869101	500,000.000	96.641	483,205.00	500,175.00	- 16,970.00	3.40	4,620.00

ASSET DETAIL *(continued)*

ASSET DESCRIPTION	PAR VALUE	PRICE	MARKET VALUE AS OF 07/31/18	COST BASIS	UNREALIZED GAIN/LOSS	YIELD TO MATURITY	ACCRUED INCOME
Fixed Income <i>(continued)</i>							
CORPORATE OBLIGATIONS <i>(continued)</i>							
COCA-COLA CO/THE DTD 08/10/11 3.300 09/01/2021 CUSIP: 191216AV2 MOODY'S RATING: AA3 STANDARD & POOR'S RATING: A+ ACCOUNT NUMBER: 22869101	100,000.000	100.634	100,634.00	103,801.00	- 3,167.00	3.08	1,375.00
CORNING INC DTD 08/10/10 4.250 08/15/2020 CUSIP: 219350AU9 MOODY'S RATING: BAA1 STANDARD & POOR'S RATING: BBB+ ACCOUNT NUMBER: 22869101	100,000.000	101.703	101,703.00	105,320.00	- 3,617.00	3.38	1,959.72
ECOLAB INC DTD 12/08/11 4.350 12/08/2021 CUSIP: 278865AL4 MOODY'S RATING: BAA1 STANDARD & POOR'S RATING: A- ACCOUNT NUMBER: 22869101	82,000.000	103.358	84,753.56	87,102.04	- 2,348.48	3.28	525.14
FIFTH THIRD BANCORP DTD 04/25/14 2.375 04/25/2019 CUSIP: 31677QBB4 MOODY'S RATING: A3 STANDARD & POOR'S RATING: A- ACCOUNT NUMBER: 22869101	500,000.000	99.777	498,885.00	501,020.00	- 2,135.00	2.68	3,166.67
FORD MOTOR CREDIT CO LLC DTD 01/09/17 2.681 01/09/2020 CUSIP: 345397YE7 MOODY'S RATING: BAA2 STANDARD & POOR'S RATING: BBB ACCOUNT NUMBER: 22869101	200,000.000	99.043	198,086.00	198,374.00	- 288.00	3.37	327.68

ASSET DETAIL *(continued)*

ASSET DESCRIPTION	PAR VALUE	PRICE	MARKET VALUE AS OF 07/31/18	COST BASIS	UNREALIZED GAIN/LOSS	YIELD TO MATURITY	ACCRUED INCOME
Fixed Income <i>(continued)</i>							
CORPORATE OBLIGATIONS <i>(continued)</i>							
FRANKLIN RESOURCES INC DTD 09/24/12 2.800 09/15/2022 CUSIP: 354613AJ0 MOODY'S RATING: A2 STANDARD & POOR'S RATING: A+ ACCOUNT NUMBER: 22869101	200,000.000	97.399	194,798.00	203,710.00	- 8,912.00	3.48	2,115.56
GOLDMAN SACHS GROUP INC DTD 01/26/17 3.000 04/26/2022 CUSIP: 38141GWC4 MOODY'S RATING: A3 STANDARD & POOR'S RATING: BBB+ ACCOUNT NUMBER: 22869101	500,000.000	97.717	488,585.00	505,535.00	- 16,950.00	3.66	3,958.33
HSBC HOLDINGS PLC DTD 04/05/11 5.100 04/05/2021 CUSIP: 404280AK5 MOODY'S RATING: A2 STANDARD & POOR'S RATING: A ACCOUNT NUMBER: 22869101	100,000.000	104.142	104,142.00	103,468.00	674.00	3.47	1,643.33
HUNTINGTON NATIONAL BANK DTD 08/07/17 2.500 08/07/2022 CUSIP: 44644AAB3 MOODY'S RATING: A3 STANDARD & POOR'S RATING: A- ACCOUNT NUMBER: 22869101	500,000.000	96.018	480,090.00	496,930.00	- 16,840.00	3.57	6,041.67
IBM CORP DTD 07/30/12 1.875 08/01/2022 CUSIP: 459200HG9 MOODY'S RATING: A1 STANDARD & POOR'S RATING: A+ ACCOUNT NUMBER: 22869101	200,000.000	94.685	189,370.00	195,980.00	- 6,610.00	3.30	1,875.00

ASSET DETAIL *(continued)*

ASSET DESCRIPTION	PAR VALUE	PRICE	MARKET VALUE AS OF 07/31/18	COST BASIS	UNREALIZED GAIN/LOSS	YIELD TO MATURITY	ACCRUED INCOME
Fixed Income <i>(continued)</i>							
CORPORATE OBLIGATIONS <i>(continued)</i>							
JPMORGAN CHASE & CO DTD 01/28/14 2.350 01/28/2019 CUSIP: 46625HJR2 MOODY'S RATING: A3 STANDARD & POOR'S RATING: A- ACCOUNT NUMBER: 22869101	750,000.000	99.891	749,182.50	754,132.50	- 4,950.00	2.57	146.88
LINCOLN NATIONAL CORP DTD 03/29/12 4.200 03/15/2022 CUSIP: 534187BC2 MOODY'S RATING: BAA1 STANDARD & POOR'S RATING: A- ACCOUNT NUMBER: 22869101	500,000.000	101.866	509,330.00	532,475.00	- 23,145.00	3.64	7,933.33
LLOYDS BANK PLC DTD 11/27/13 2.300 11/27/2018 CUSIP: 53944VAA7 MOODY'S RATING: AA3 STANDARD & POOR'S RATING: A+ ACCOUNT NUMBER: 22869101	500,000.000	99.934	499,670.00	505,545.00	- 5,875.00	2.50	2,044.44
MCDONALD'S CORP DTD 09/30/11 2.625 01/15/2022 CUSIP: 58013MEM2 MOODY'S RATING: BAA1 STANDARD & POOR'S RATING: BBB+ ACCOUNT NUMBER: 22869101	500,000.000	97.744	488,720.00	504,985.00	- 16,265.00	3.32	583.33
MORGAN STANLEY DTD 01/25/11 5.750 01/25/2021 CUSIP: 61747WAF6 MOODY'S RATING: A3 STANDARD & POOR'S RATING: BBB+ ACCOUNT NUMBER: 22869101	100,000.000	105.434	105,434.00	103,763.00	1,671.00	3.45	95.83



ASSET DETAIL *(continued)*

ASSET DESCRIPTION	PAR VALUE	PRICE	MARKET VALUE AS OF 07/31/18	COST BASIS	UNREALIZED GAIN/LOSS	YIELD TO MATURITY	ACCRUED INCOME
Fixed Income <i>(continued)</i>							
CORPORATE OBLIGATIONS <i>(continued)</i>							
OMNICOM GROUP INC DTD 08/05/10 4.450 08/15/2020 CUSIP: 682134AC5 MOODY'S RATING: BAA1 STANDARD & POOR'S RATING: BBB+ ACCOUNT NUMBER: 22869101	100,000.000	102.197	102,197.00	101,515.00	682.00	3.33	2,051.94
SUNTRUST BANKS INC DTD 12/01/16 2.700 01/27/2022 CUSIP: 867914BM4 MOODY'S RATING: BAA1 STANDARD & POOR'S RATING: BBB+ ACCOUNT NUMBER: 22869101	500,000.000	97.138	485,690.00	503,245.00	- 17,555.00	3.58	150.00
TORONTO-DOMINION BANK MED TERM NOTE DTD 11/05/14 2.250 11/05/2019 CUSIP: 89114QAV0 MOODY'S RATING: AA1 STANDARD & POOR'S RATING: AA- ACCOUNT NUMBER: 22869101	200,000.000	99.388	198,776.00	198,442.00	334.00	2.75	1,075.00
TOYOTA MOTOR CREDIT CORP MED TERM NOTE DTD 07/13/15 2.800 07/13/2022 CUSIP: 89236TCQ6 MOODY'S RATING: AA3 STANDARD & POOR'S RATING: AA- ACCOUNT NUMBER: 22869101	500,000.000	98.071	490,355.00	509,895.00	- 19,540.00	3.33	700.00

ASSET DETAIL *(continued)*

ASSET DESCRIPTION	PAR VALUE	PRICE	MARKET VALUE AS OF 07/31/18	COST BASIS	UNREALIZED GAIN/LOSS	YIELD TO MATURITY	ACCRUED INCOME
Fixed Income <i>(continued)</i>							
CORPORATE OBLIGATIONS <i>(continued)</i>							
UNITEDHEALTH GROUP INC DTD 10/25/17 2.375 10/15/2022 CUSIP: 91324PDD1 MOODY'S RATING: A3 STANDARD & POOR'S RATING: A+ ACCOUNT NUMBER: 22869101	500,000.000	96.092	480,460.00	499,025.00	- 18,565.00	3.38	3,496.53
WESTPAC BANKING CORP DTD 01/17/14 2.250 01/17/2019 CUSIP: 961214CF8 MOODY'S RATING: AA3 STANDARD & POOR'S RATING: AA- ACCOUNT NUMBER: 22869101	500,000.000	99.908	499,540.00	502,090.00	- 2,550.00	2.45	437.50
Total Corporate Obligations			\$8,715,702.06	\$8,922,283.04	- \$206,580.98		\$55,793.43
INTERNATIONAL OBLIGATIONS							
ARCH CAPITAL GROUP LTD 5.250% PFD CUSIP: 03939A206 STANDARD & POOR'S RATING: N/A ACCOUNT NUMBER: 22869107	877.000	\$23.750	\$20,828.75	\$20,770.30	\$58.45	0.00%	\$0.00
ARCH CAPITAL GROUP LTD 5.450% PFD SER F CUSIP: 03939A107 STANDARD & POOR'S RATING: BBB ACCOUNT NUMBER: 22869107	875.000	24.677	21,592.38	21,281.78	310.60	0.00	0.00
AXIS CAPITAL HLDGS LTD 5.500% PFD CUSIP: G0692U117 STANDARD & POOR'S RATING: BBB ACCOUNT NUMBER: 22869107	758.000	25.081	19,011.02	19,170.68	- 159.66	0.00	0.00
AXIS CAPITAL HLDGS LTD 5.500% PFD SER E CUSIP: 05461T305 STANDARD & POOR'S RATING: BBB ACCOUNT NUMBER: 22869107	185.000	24.840	4,595.40	4,355.57	239.83	0.00	0.00



ASSET DETAIL *(continued)*

ASSET DESCRIPTION	PAR VALUE	PRICE	MARKET VALUE AS OF 07/31/18	COST BASIS	UNREALIZED GAIN/LOSS	YIELD TO MATURITY	ACCRUED INCOME
Fixed Income <i>(continued)</i>							
INTERNATIONAL OBLIGATIONS <i>(continued)</i>							
ENBRIDGE INC PFD SER B CUSIP: 29250N477 STANDARD & POOR'S RATING: BBB- ACCOUNT NUMBER: 22869107	584.000	25.500	14,892.00	14,652.91	239.09	0.00	0.00
RENAISSANCERE HOLDINGS L 5.750% PFD SER F CUSIP: 75968N309 STANDARD & POOR'S RATING: BBB ACCOUNT NUMBER: 22869107	590.000	25.360	14,962.40	14,742.51	219.89	0.00	0.00
Total International Obligations			\$95,881.95	\$94,973.75	\$908.20		\$0.00

ASSET DESCRIPTION	QUANTITY	PRICE	MARKET VALUE AS OF 07/31/18	COST BASIS	UNREALIZED GAIN/LOSS	CURRENT YIELD	ACCRUED INCOME
Fixed Income							
PREFERRED SECURITIES							
ALABAMA POWER CO 5.000% PFD SER A CUSIP: 010392462 STANDARD & POOR'S RATING: BBB ACCOUNT NUMBER: 22869107	296.000	\$25.351	\$7,503.90	\$7,480.88	\$23.02	4.93%	\$0.00
ALLSTATE CORP PFD CUSIP: 020002309 STANDARD & POOR'S RATING: BBB ACCOUNT NUMBER: 22869107	273.000	25.910	7,073.43	7,151.69	- 78.26	4.92	0.00
ALLSTATE CORP 5.625% PFD SER G CUSIP: 020002127 STANDARD & POOR'S RATING: BBB- ACCOUNT NUMBER: 22869107	585.000	25.870	15,133.95	14,636.23	497.72	5.43	0.00

ASSET DETAIL *(continued)*

ASSET DESCRIPTION	QUANTITY	PRICE	MARKET VALUE AS OF 07/31/18	COST BASIS	UNREALIZED GAIN/LOSS	CURRENT YIELD	ACCRUED INCOME
Fixed Income <i>(continued)</i>							
PREFERRED SECURITIES <i>(continued)</i>							
ALLSTATE CORP 6.250% PFD SER F CUSIP: 020002853 STANDARD & POOR'S RATING: BBB- ACCOUNT NUMBER: 22869107	249.000	26.133	6,507.19	6,709.29	- 202.10	5.98	0.00
ALLSTATE CORP 6.625% PFD SER E CUSIP: 020002879 STANDARD & POOR'S RATING: BBB- ACCOUNT NUMBER: 22869107	1,019.000	25.780	26,269.82	27,288.67	- 1,018.85	6.42	0.00
ALLSTATE CORP 6.750% PFD SER C CUSIP: 020002606 STANDARD & POOR'S RATING: BBB- ACCOUNT NUMBER: 22869107	467.000	25.620	11,964.54	12,414.44	- 449.90	6.59	0.00
AMERICAN FINANCIAL GROUP 6.000% PFD CUSIP: 025932708 STANDARD & POOR'S RATING: BBB- ACCOUNT NUMBER: 22869107	164.000	25.320	4,152.48	4,257.19	- 104.71	5.92	61.50
AMERICAN FINANCIAL GROUP 6.250% PFD CUSIP: 025932609 STANDARD & POOR'S RATING: BBB- ACCOUNT NUMBER: 22869107	528.000	25.730	13,585.44	13,763.15	- 177.71	6.07	0.00
AT&T INC 5.350% PFD CUSIP: 00206R300 STANDARD & POOR'S RATING: BBB ACCOUNT NUMBER: 22869107	296.000	24.720	7,317.12	7,358.52	- 41.40	5.41	98.98
BANK OF AMERICA CORP 6.000% PFD SER EE CUSIP: 060505260 STANDARD & POOR'S RATING: BBB- ACCOUNT NUMBER: 22869107	836.000	25.940	21,685.84	21,785.07	- 99.23	5.78	0.00

ASSET DETAIL *(continued)*

ASSET DESCRIPTION	QUANTITY	PRICE	MARKET VALUE AS OF 07/31/18	COST BASIS	UNREALIZED GAIN/LOSS	CURRENT YIELD	ACCRUED INCOME
Fixed Income <i>(continued)</i>							
PREFERRED SECURITIES <i>(continued)</i>							
BANK OF AMERICA CORP 6.200% PFD SER CC CUSIP: 060505286 STANDARD & POOR'S RATING: BBB- ACCOUNT NUMBER: 22869107	383.000	26.040	9,973.32	10,061.69	- 88.37	5.95	0.00
BANK OF AMERICA CORP 6.500% PFD SER Y CUSIP: 060505310 STANDARD & POOR'S RATING: BBB- ACCOUNT NUMBER: 22869107	1,743.000	26.090	45,474.87	46,309.05	- 834.18	6.23	0.00
BANK OF AMERICA CORP 6.625% PFD SER W CUSIP: 060505344 STANDARD & POOR'S RATING: BBB- ACCOUNT NUMBER: 22869107	1,681.000	26.160	43,974.96	44,720.64	- 745.68	6.33	0.00
BANK OF NEW YORK MELLON 5.200% PFD CUSIP: 064058209 STANDARD & POOR'S RATING: BBB ACCOUNT NUMBER: 22869107	1,755.000	25.200	44,226.00	43,751.19	474.81	5.16	0.00
BB&T CORPORATION 5.200% PFD CUSIP: 054937800 STANDARD & POOR'S RATING: BBB- ACCOUNT NUMBER: 22869107	805.000	25.170	20,261.85	19,843.21	418.64	5.16	0.00
BB&T CORPORATION 5.625 PFD SER E CUSIP: 054937404 STANDARD & POOR'S RATING: BBB- ACCOUNT NUMBER: 22869107	921.000	25.590	23,568.39	23,146.28	422.11	5.49	0.00
BB&T CORPORATION 5.625% PFD CUSIP: 054937875 STANDARD & POOR'S RATING: BBB- ACCOUNT NUMBER: 22869107	553.000	26.520	14,665.56	14,238.79	426.77	5.30	0.00

ASSET DETAIL *(continued)*

ASSET DESCRIPTION	QUANTITY	PRICE	MARKET VALUE AS OF 07/31/18	COST BASIS	UNREALIZED GAIN/LOSS	CURRENT YIELD	ACCRUED INCOME
Fixed Income <i>(continued)</i>							
PREFERRED SECURITIES <i>(continued)</i>							
BERKLEY (WR) CORPORATION 5.625% PFD CUSIP: 084423409 STANDARD & POOR'S RATING: BBB- ACCOUNT NUMBER: 22869107	530.000	24.670	13,075.10	13,149.97	- 74.87	5.70	0.00
BERKLEY (WR) CORPORATION 5.750% PFD CUSIP: 084423607 STANDARD & POOR'S RATING: BBB- ACCOUNT NUMBER: 22869107	859.000	24.860	21,354.74	21,307.30	47.44	5.78	0.00
BERKLEY (WR) CORPORATION 5.900% PFD CUSIP: 084423508 STANDARD & POOR'S RATING: BBB- ACCOUNT NUMBER: 22869107	167.000	25.292	4,223.76	4,254.65	- 30.89	5.83	0.00
CAPITAL ONE FINANCIAL CO 6.200% PFD CUSIP: 14040H881 STANDARD & POOR'S RATING: BB ACCOUNT NUMBER: 22869107	295.000	26.370	7,779.15	7,779.87	- 0.72	5.88	0.00
CAPITAL ONE FINANCIAL CO 6.250% PFD SER C CUSIP: 14040H600 STANDARD & POOR'S RATING: BB ACCOUNT NUMBER: 22869107	818.000	25.960	21,235.28	21,451.11	- 215.83	6.02	0.00
CAPITAL ONE FINANCIAL CO 6.700% PFD SER D CUSIP: 14040H709 STANDARD & POOR'S RATING: BB ACCOUNT NUMBER: 22869107	1,298.000	26.310	34,150.38	35,007.02	- 856.64	6.37	0.00
CHARLES SCHWAB CORP 5.950% PFD SER D CUSIP: 808513600 STANDARD & POOR'S RATING: BBB ACCOUNT NUMBER: 22869107	537.000	26.360	14,155.32	14,072.31	83.01	5.64	0.00

ASSET DETAIL *(continued)*

ASSET DESCRIPTION	QUANTITY	PRICE	MARKET VALUE AS OF 07/31/18	COST BASIS	UNREALIZED GAIN/LOSS	CURRENT YIELD	ACCRUED INCOME
Fixed Income <i>(continued)</i>							
PREFERRED SECURITIES <i>(continued)</i>							
CHARLES SCHWAB CORP 6.000%PFD CUSIP: 808513402 STANDARD & POOR'S RATING: BBB ACCOUNT NUMBER: 22869107	2,387.000	26.570	63,422.59	62,942.49	480.10	5.64	0.00
CITIGROUP INC 5.800% PFD SER C CUSIP: 172967366 STANDARD & POOR'S RATING: BB+ ACCOUNT NUMBER: 22869107	829.000	25.120	20,824.48	21,246.76	- 422.28	5.77	0.00
CITIGROUP INC 6.300% PFD SER S CUSIP: 172967317 STANDARD & POOR'S RATING: N/A ACCOUNT NUMBER: 22869107	328.000	26.290	8,623.12	8,606.38	16.74	5.99	0.00
CITIGROUP INC 6.875% PFD SER K CUSIP: 172967341 STANDARD & POOR'S RATING: BB+ ACCOUNT NUMBER: 22869107	1,714.000	27.780	47,614.92	47,822.07	- 207.15	6.19	0.00
CITIGROUP INC 6.875% PFD SER L CUSIP: 172967333 STANDARD & POOR'S RATING: BB+ ACCOUNT NUMBER: 22869107	554.000	25.990	14,398.46	14,387.99	10.47	6.61	0.00
CITIGROUP INC 7.125% PFD SER J CUSIP: 172967358 STANDARD & POOR'S RATING: BB+ ACCOUNT NUMBER: 22869107	808.000	27.950	22,583.60	22,882.88	- 299.28	6.37	0.00
CMS ENERGY CORP PFD CUSIP: 125896860 STANDARD & POOR'S RATING: BBB- ACCOUNT NUMBER: 22869107	586.000	24.940	14,614.84	14,620.70	- 5.86	5.64	0.00

ASSET DETAIL *(continued)*

ASSET DESCRIPTION	QUANTITY	PRICE	MARKET VALUE AS OF 07/31/18	COST BASIS	UNREALIZED GAIN/LOSS	CURRENT YIELD	ACCRUED INCOME
Fixed Income <i>(continued)</i>							
PREFERRED SECURITIES <i>(continued)</i>							
DIGITAL REALTY TRUST INC 7.375 PFD SERIES H CUSIP: 253868871 STANDARD & POOR'S RATING: BB+ ACCOUNT NUMBER: 22869107	298.000	26.028	7,756.34	8,118.83	- 362.49	7.08	0.00
DOMINION ENERGY INC 5.250% PFD SER A CUSIP: 25746U844 STANDARD & POOR'S RATING: BBB- ACCOUNT NUMBER: 22869107	1,156.000	24.630	28,472.28	28,073.47	398.81	5.33	0.00
DTE ENERGY CO 5.250% PFD SER E CUSIP: 233331859 STANDARD & POOR'S RATING: BBB- ACCOUNT NUMBER: 22869107	293.000	24.530	7,187.29	7,069.17	118.12	5.35	0.00
DTE ENERGY CO 5.375% PFD SER B CUSIP: 233331800 STANDARD & POOR'S RATING: BBB- ACCOUNT NUMBER: 22869107	458.000	24.780	11,349.24	11,334.55	14.69	5.42	0.00
DTE ENERGY CO 6.000% PFD SER F CUSIP: 233331867 STANDARD & POOR'S RATING: BBB- ACCOUNT NUMBER: 22869107	279.000	26.380	7,360.02	7,166.40	193.62	5.69	0.00
ENTERGY ARKANSAS INC 4.750% PFD CUSIP: 29364D753 STANDARD & POOR'S RATING: A ACCOUNT NUMBER: 22869107	145.000	24.010	3,481.45	3,581.79	- 100.34	4.95	0.00
ENTERGY ARKANSAS INC 4.900% PFD CUSIP: 29364D761 STANDARD & POOR'S RATING: A ACCOUNT NUMBER: 22869107	144.000	24.800	3,571.20	3,540.50	30.70	4.94	0.00



ASSET DETAIL *(continued)*

ASSET DESCRIPTION	QUANTITY	PRICE	MARKET VALUE AS OF 07/31/18	COST BASIS	UNREALIZED GAIN/LOSS	CURRENT YIELD	ACCRUED INCOME
Fixed Income <i>(continued)</i>							
PREFERRED SECURITIES <i>(continued)</i>							
ENTERGY ARKANSAS INC4.875% PFD CUSIP: 29364D100 STANDARD & POOR'S RATING: A ACCOUNT NUMBER: 22869107	583.000	24.430	14,242.69	14,278.30	- 35.61	4.99	0.00
ENTERGY LOUISIANA LLC4.875% PFD CUSIP: 29364W108 STANDARD & POOR'S RATING: A ACCOUNT NUMBER: 22869107	293.000	24.310	7,122.83	7,159.83	- 37.00	5.01	0.00
ENTERGY MISSISSIPPI INC 4.900% PFD CUSIP: 29364N108 STANDARD & POOR'S RATING: A ACCOUNT NUMBER: 22869107	582.000	24.343	14,167.34	14,233.72	- 66.38	5.03	0.00
ENTERGY NEW ORLEANS LLC 5.500% PFD CUSIP: 29364P103 STANDARD & POOR'S RATING: A ACCOUNT NUMBER: 22869107	275.000	25.400	6,985.00	7,071.12	- 86.12	5.41	0.00
FIRST REPUBLIC BANK 5.125\$ PFD SER H CUSIP: 33616C811 STANDARD & POOR'S RATING: BBB- ACCOUNT NUMBER: 22869107	295.000	24.979	7,368.89	7,260.01	108.88	5.13	0.00
GATX CORP 5.625% PFD CUSIP: 361448608 STANDARD & POOR'S RATING: BBB ACCOUNT NUMBER: 22869107	691.000	25.380	17,537.58	17,396.91	140.67	5.54	0.00
GEORGIA POWER CO 5.000% PFD SER 2017 CUSIP: 373334440 STANDARD & POOR'S RATING: BBB ACCOUNT NUMBER: 22869107	891.000	24.750	22,052.25	21,330.77	721.48	5.05	0.00

ASSET DETAIL *(continued)*

ASSET DESCRIPTION	QUANTITY	PRICE	MARKET VALUE AS OF 07/31/18	COST BASIS	UNREALIZED GAIN/LOSS	CURRENT YIELD	ACCRUED INCOME
Fixed Income <i>(continued)</i>							
PREFERRED SECURITIES <i>(continued)</i>							
GOLDMAN SACHS GROUP INC 5.500% PFD SER J CUSIP: 38145G308 STANDARD & POOR'S RATING: BB ACCOUNT NUMBER: 22869107	2,531.000	25.700	65,046.70	66,807.28	- 1,760.58	5.35	870.03
GOLDMAN SACHS GROUP INC 6.300% PFD SER N CUSIP: 38148B504 STANDARD & POOR'S RATING: BB ACCOUNT NUMBER: 22869107	1,074.000	26.210	28,149.54	28,596.81	- 447.27	6.01	422.89
GOLDMAN SACHS GROUP INC 6.375% PFD SER K CUSIP: 38148B108 STANDARD & POOR'S RATING: BB ACCOUNT NUMBER: 22869107	1,041.000	26.820	27,919.62	28,670.23	- 750.61	5.94	414.78
HARTFORD FINL SVCS GRP 7.875% PFD CUSIP: 416518504 STANDARD & POOR'S RATING: BBB- ACCOUNT NUMBER: 22869107	691.000	28.400	19,624.40	20,620.85	- 996.45	6.93	0.00
JP MORGAN CHASE & CO 6.125 PFD SER Y CUSIP: 48127R461 STANDARD & POOR'S RATING: BBB- ACCOUNT NUMBER: 22869107	790.000	26.250	20,737.50	20,717.90	19.60	5.83	0.00
JPMORGAN CHASE & CO 5.450% PFD SER P CUSIP: 46637G124 STANDARD & POOR'S RATING: BBB- ACCOUNT NUMBER: 22869107	693.000	25.560	17,713.08	17,317.38	395.70	5.33	0.00
JPMORGAN CHASE & CO 6.100% PFD SER AA CUSIP: 48127X542 STANDARD & POOR'S RATING: BBB- ACCOUNT NUMBER: 22869107	319.000	26.660	8,504.54	8,345.44	159.10	5.72	0.00

ASSET DETAIL *(continued)*

ASSET DESCRIPTION	QUANTITY	PRICE	MARKET VALUE AS OF 07/31/18	COST BASIS	UNREALIZED GAIN/LOSS	CURRENT YIELD	ACCRUED INCOME
Fixed Income <i>(continued)</i>							
PREFERRED SECURITIES <i>(continued)</i>							
JPMORGAN CHASE & CO 6.300% PFD SER W CUSIP: 481246700 STANDARD & POOR'S RATING: BBB- ACCOUNT NUMBER: 22869107	536.000	26.090	13,984.24	14,140.10	- 155.86	6.04	0.00
KEYCORP 6.125% PFD SER E CUSIP: 493267702 STANDARD & POOR'S RATING: BB+ ACCOUNT NUMBER: 22869107	1,095.000	27.070	29,641.65	29,807.62	- 165.97	5.66	0.00
MORGAN STANLEY CUSIP: 617475504 STANDARD & POOR'S RATING: BB+ ACCOUNT NUMBER: 22869107	499.000	23.380	11,666.62	10,769.77	896.85	4.32	0.00
MORGAN STANLEY SER E DTD 09/30/13 7.125 10/15/2049 CUSIP: 61762V200 STANDARD & POOR'S RATING: BB+ ACCOUNT NUMBER: 22869107	1,614.000	28.070	45,304.98	46,475.94	- 1,170.96	6.34	0.00
MORGAN STANLEY 5.850% PFD SER K CUSIP: 61762V606 STANDARD & POOR'S RATING: BB+ ACCOUNT NUMBER: 22869107	956.000	25.930	24,789.08	24,727.61	61.47	5.64	0.00
MORGAN STANLEY 6.625% PFD SER G CUSIP: 61762V507 STANDARD & POOR'S RATING: BB+ ACCOUNT NUMBER: 22869107	1,569.000	25.970	40,746.93	41,627.75	- 880.82	6.38	0.00
MORGAN STANLEY 6.875% PFD CUSIP: 61763E207 STANDARD & POOR'S RATING: BB+ ACCOUNT NUMBER: 22869107	563.000	27.350	15,398.05	15,900.09	- 502.04	6.28	0.00

ASSET DETAIL *(continued)*

ASSET DESCRIPTION	QUANTITY	PRICE	MARKET VALUE AS OF 07/31/18	COST BASIS	UNREALIZED GAIN/LOSS	CURRENT YIELD	ACCRUED INCOME
Fixed Income <i>(continued)</i>							
PREFERRED SECURITIES <i>(continued)</i>							
NATL RETAIL PROPERTIES 5.700% PFD CUSIP: 637417809 STANDARD & POOR'S RATING: BBB- ACCOUNT NUMBER: 22869107	487.000	25.241	12,292.37	12,289.50	2.87	5.65	0.00
NEXTERA ENERGY CAPITAL 5.125% PFD SER I CUSIP: 65339K803 STANDARD & POOR'S RATING: BBB ACCOUNT NUMBER: 22869107	463.000	25.049	11,597.83	11,296.12	301.71	5.11	0.00
NEXTERA ENERGY CAPITAL 5.250% PFD SER K CUSIP: 65339K100 STANDARD & POOR'S RATING: BBB ACCOUNT NUMBER: 22869107	856.000	25.040	21,434.24	21,190.11	244.13	5.24	0.00
NY COMMUNITY BANCORP INC 6.375% PFD SER A CUSIP: 649445202 STANDARD & POOR'S RATING: BB- ACCOUNT NUMBER: 22869107	1,251.000	26.850	33,589.35	33,595.98	- 6.63	5.94	0.00
PNC FINANCIAL SERVICES 6.125% PFD SER P CUSIP: 693475857 STANDARD & POOR'S RATING: BBB- ACCOUNT NUMBER: 22869107	2,743.000	27.380	75,103.34	77,799.30	- 2,695.96	5.59	1,050.05
PUBLIC STORAGE 5.125% PFD SER C CUSIP: 74460W750 STANDARD & POOR'S RATING: BBB+ ACCOUNT NUMBER: 22869107	172.000	24.870	4,277.64	4,176.35	101.29	5.15	0.00
PUBLIC STORAGE 5.150% PFD SER F CUSIP: 74460W685 STANDARD & POOR'S RATING: BBB+ ACCOUNT NUMBER: 22869107	589.000	24.820	14,618.98	14,113.37	505.61	5.18	0.00

ASSET DETAIL *(continued)*

ASSET DESCRIPTION	QUANTITY	PRICE	MARKET VALUE AS OF 07/31/18	COST BASIS	UNREALIZED GAIN/LOSS	CURRENT YIELD	ACCRUED INCOME
Fixed Income <i>(continued)</i>							
PREFERRED SECURITIES <i>(continued)</i>							
PUBLIC STORAGE 5.875% PFD SER A CUSIP: 74460W792 STANDARD & POOR'S RATING: BBB+ ACCOUNT NUMBER: 22869107	155.000	25.810	4,000.55	4,091.92	- 91.37	5.69	0.00
REGIONS FINANCIAL CORP 6.375% PFD SER B CUSIP: 7591EP506 STANDARD & POOR'S RATING: BB+ ACCOUNT NUMBER: 22869107	850.000	27.230	23,145.50	23,491.62	- 346.12	5.85	0.00
REINSURANCE GRP OF AMER 6.200% PFD CUSIP: 759351703 STANDARD & POOR'S RATING: BBB+ ACCOUNT NUMBER: 22869107	307.000	26.810	8,230.67	8,786.42	- 555.75	5.78	0.00
SENIOR HOUSING PROPERTIE 6.250% PFD CUSIP: 81721M307 STANDARD & POOR'S RATING: BBB- ACCOUNT NUMBER: 22869107	439.000	25.973	11,402.15	11,332.35	69.80	6.02	0.00
SOUTHERN CO PFD CUSIP: 842587404 STANDARD & POOR'S RATING: BBB ACCOUNT NUMBER: 22869107	358.000	24.510	8,774.58	8,694.69	79.89	5.36	0.00
SOUTHERN CO 5.250% PFD CUSIP: 842587305 STANDARD & POOR'S RATING: BBB ACCOUNT NUMBER: 22869107	583.000	24.750	14,429.25	14,189.77	239.48	5.30	0.00
SOUTHERN CO 6.250% PFD CUSIP: 842587206 STANDARD & POOR'S RATING: BBB ACCOUNT NUMBER: 22869107	210.000	26.060	5,472.60	5,604.64	- 132.04	6.00	0.00

ASSET DETAIL *(continued)*

ASSET DESCRIPTION	QUANTITY	PRICE	MARKET VALUE AS OF 07/31/18	COST BASIS	UNREALIZED GAIN/LOSS	CURRENT YIELD	ACCRUED INCOME
Fixed Income <i>(continued)</i>							
PREFERRED SECURITIES <i>(continued)</i>							
STATE STREET CORP 5.350% PFD SER G CUSIP: 857477855 STANDARD & POOR'S RATING: BBB ACCOUNT NUMBER: 22869107	165.000	26.080	4,303.20	4,343.58	- 40.38	5.13	0.00
STATE STREET CORP 5.900 PFD SER D CUSIP: 857477608 STANDARD & POOR'S RATING: BBB ACCOUNT NUMBER: 22869107	734.000	27.140	19,920.76	20,046.68	- 125.92	5.43	0.00
STATE STREET CORP 6.000% PFD DTD 11/25/14 12/31/2049 CUSIP: 857477889 STANDARD & POOR'S RATING: BBB ACCOUNT NUMBER: 22869107	1,553.000	26.250	40,766.25	41,313.47	- 547.22	5.71	0.00
STIFEL FINANCIAL CORP 5.200% PFD CUSIP: 860630607 STANDARD & POOR'S RATING: BBB- ACCOUNT NUMBER: 22869107	296.000	24.770	7,331.92	7,242.92	89.00	5.25	0.00
US BANCORP SER B CUSIP: 902973155 STANDARD & POOR'S RATING: BBB ACCOUNT NUMBER: 22869107	192.000	24.000	4,608.00	4,414.20	193.80	3.69	0.00
US BANCORP 5.150% PFD SER H CUSIP: 902973791 STANDARD & POOR'S RATING: BBB ACCOUNT NUMBER: 22869107	86.000	25.030	2,152.58	2,103.56	49.02	5.15	0.00



ASSET DETAIL *(continued)*

ASSET DESCRIPTION	QUANTITY	PRICE	MARKET VALUE AS OF 07/31/18	COST BASIS	UNREALIZED GAIN/LOSS	CURRENT YIELD	ACCRUED INCOME
Fixed Income <i>(continued)</i>							
PREFERRED SECURITIES <i>(continued)</i>							
US BANCORP 6.500% PFD SER F CUSIP: 902973833 STANDARD & POOR'S RATING: BBB ACCOUNT NUMBER: 22869107	1,832.000	27.840	51,002.88	52,224.80	- 1,221.92	5.84	0.00
VERIZON COMMUNICATIONS PFD CUSIP: 92343V302 STANDARD & POOR'S RATING: BBB+ ACCOUNT NUMBER: 22869107	826.000	25.870	21,368.62	21,512.87	- 144.25	5.70	304.59
WEBSTER FINANCIAL CORP 5.250% PFD SER F CUSIP: 947890505 STANDARD & POOR'S RATING: BB ACCOUNT NUMBER: 22869107	298.000	24.300	7,241.40	7,271.73	- 30.33	5.40	0.00
Total Preferred Securities			\$1,566,340.39	\$1,577,713.57	- \$11,373.18	5.75%	\$3,222.82
DOMESTIC MUTUAL FUNDS							
FPA NEW INCOME FUND #78 SYMBOL: FPNIX CUSIP: 302544101 ACCOUNT NUMBER: 22869100	84,914.401	\$9.910	\$841,501.71	\$843,200.00	- \$1,698.29	3.01%	\$0.00
PRINCIPAL FUNDS INC - CAPITAL SECURITIES FUND CLASS S #4325 SYMBOL: PCSFX CUSIP: 742537202 ACCOUNT NUMBER: 22869107	104,304.379	9.930	1,035,742.48	1,064,181.00	- 28,438.52	5.42	0.00
WELLS FARGO ULTRA SHORT TERM INCOME FUND-CLASS INST #3104 SYMBOL: SADIX CUSIP: 949917744 ACCOUNT NUMBER: 22869101	15,766.833	8.450	133,229.74	132,918.58	311.16	1.73	0.00
Total Domestic Mutual Funds			\$2,010,473.93	\$2,040,299.58	- \$29,825.65	4.16%	\$0.00

ASSET DETAIL *(continued)*

ASSET DESCRIPTION	QUANTITY	PRICE	MARKET VALUE AS OF 07/31/18	COST BASIS	UNREALIZED GAIN/LOSS	CURRENT YIELD	ACCRUED INCOME
Fixed Income <i>(continued)</i>							
INTERNATIONAL MUTUAL FUNDS							
FIDELITY ADVISORS EMERGING MARKETS INCOME FUND CLASS I SYMBOL: FMKIX CUSIP: 315920702 ACCOUNT NUMBER: 22869100	115,718.431	\$13.120	\$1,518,225.81	\$1,634,845.12	-\$116,619.31	4.97%	\$0.00
TCW EMRG MKTS INCM-I 4721 SYMBOL: TGEIX CUSIP: 87234N765 ACCOUNT NUMBER: 22869100	269,753.253	8.070	2,176,908.75	2,235,700.00	- 58,791.25	5.34	0.00
Total International Mutual Funds			\$3,695,134.56	\$3,870,545.12	-\$175,410.56	5.19%	\$0.00
Total Fixed Income			\$28,645,418.16	\$29,368,062.70	-\$722,644.54		\$93,209.41

ASSET DESCRIPTION	QUANTITY	PRICE	MARKET VALUE AS OF 07/31/18	COST BASIS	UNREALIZED GAIN/LOSS	CURRENT YIELD	ACCRUED INCOME
Equities							
CONSUMER DISCRETIONARY							
BOJANGLES' INC SYMBOL: BOJA CUSIP: 097488100 ACCOUNT NUMBER: 22869109	2,172.000	\$13.150	\$28,561.80	\$26,244.09	\$2,317.71	0.00%	\$0.00
CARMAX INC COM SYMBOL: KMX CUSIP: 143130102 ACCOUNT NUMBER: 22869104	1,560.000	74.680	116,500.80	87,550.21	28,950.59	0.00	0.00
COMCAST CORP CLASS A SYMBOL: CMCSA CUSIP: 20030N101 ACCOUNT NUMBER: 22869100	800.000	35.780	28,624.00	21,419.95	7,204.05	2.12	0.00
COMCAST CORP CLASS A SYMBOL: CMCSA CUSIP: 20030N101 ACCOUNT NUMBER: 22869108	6,265.000	35.780	224,161.70	184,864.78	39,296.92	2.12	0.00

ASSET DETAIL *(continued)*

ASSET DESCRIPTION	QUANTITY	PRICE	MARKET VALUE AS OF 07/31/18	COST BASIS	UNREALIZED GAIN/LOSS	CURRENT YIELD	ACCRUED INCOME
Equities <i>(continued)</i>							
CONSUMER DISCRETIONARY <i>(continued)</i>							
DAVE & BUSTER'S ENTERTAINMENT SYMBOL: PLAY CUSIP: 238337109 ACCOUNT NUMBER: 22869109	523.000	49.150	25,705.45	23,707.96	1,997.49	0.00	0.00
DOLLAR GENERAL CORP SYMBOL: DG CUSIP: 256677105 ACCOUNT NUMBER: 22869104	418.000	98.150	41,026.70	33,927.83	7,098.87	1.18	0.00
DORMAN PRODUCTS INC SYMBOL: DORM CUSIP: 258278100 ACCOUNT NUMBER: 22869109	688.000	74.680	51,379.84	52,638.14	-1,258.30	0.00	0.00
EXTENDED STAY AMERICA INC SYMBOL: STAY CUSIP: 30224P200 ACCOUNT NUMBER: 22869105	2,763.000	21.290	58,824.27	54,605.04	4,219.23	4.13	0.00
FIVE BELOW INC SYMBOL: FIVE CUSIP: 33829M101 ACCOUNT NUMBER: 22869109	350.000	97.160	34,006.00	23,032.48	10,973.52	0.00	0.00
HASBRO INC SYMBOL: HAS CUSIP: 418056107 ACCOUNT NUMBER: 22869102	1,281.000	99.610	127,600.41	120,753.58	6,846.83	2.53	807.03
HILTON WORLDWIDE HOLDINGS INC SYMBOL: HLT CUSIP: 43300A203 ACCOUNT NUMBER: 22869104	852.000	78.660	67,018.32	66,566.94	451.38	0.76	0.00
HILTON WORLDWIDE HOLDINGS INC SYMBOL: HLT CUSIP: 43300A203 ACCOUNT NUMBER: 22869105	2,153.000	78.660	169,354.98	173,585.41	-4,230.43	0.76	0.00
HOME DEPOT INC SYMBOL: HD CUSIP: 437076102 ACCOUNT NUMBER: 22869108	700.000	197.520	138,264.00	110,515.86	27,748.14	2.09	0.00
KAR AUCTION SERVICES INC SYMBOL: KAR CUSIP: 48238T109 ACCOUNT NUMBER: 22869104	294.000	59.450	17,478.30	11,559.98	5,918.32	2.35	0.00



ASSET DETAIL *(continued)*

ASSET DESCRIPTION	QUANTITY	PRICE	MARKET VALUE AS OF 07/31/18	COST BASIS	UNREALIZED GAIN/LOSS	CURRENT YIELD	ACCRUED INCOME
Equities <i>(continued)</i>							
CONSUMER DISCRETIONARY <i>(continued)</i>							
LAS VEGAS SANDS CORP COM SYMBOL: LVS CUSIP: 517834107 ACCOUNT NUMBER: 22869102	1,411.000	71.900	101,450.90	78,429.75	23,021.15	4.17	0.00
LAS VEGAS SANDS CORP COM SYMBOL: LVS CUSIP: 517834107 ACCOUNT NUMBER: 22869108	1,965.000	71.900	141,283.50	124,181.88	17,101.62	4.17	0.00
LENNAR CORPORATION CLASS A COMMON SYMBOL: LEN CUSIP: 526057104 ACCOUNT NUMBER: 22869104	652.000	52.270	34,080.04	34,622.79	- 542.75	0.31	0.00
LIBERTY BROADBAND CORP SYMBOL: LBRDK CUSIP: 530307305 ACCOUNT NUMBER: 22869104	303.000	79.470	24,079.41	17,182.51	6,896.90	0.00	0.00
LIBERTY FORMULA ONE COMMON STOCK SYMBOL: FWONA CUSIP: 531229870 ACCOUNT NUMBER: 22869104	94.000	33.510	3,149.94	2,179.54	970.40	0.00	0.00
LIBERTY FORMULA ONE COMMON STOCK SYMBOL: FWONK CUSIP: 531229854 ACCOUNT NUMBER: 22869104	1,269.000	35.250	44,732.25	39,855.56	4,876.69	0.00	0.00
LIBERTY SIRIUSXM GROUP SYMBOL: LSXMK CUSIP: 531229607 ACCOUNT NUMBER: 22869104	697.000	47.230	32,919.31	21,614.26	11,305.05	0.00	0.00
LIBERTY SIRIUSXM GROUP SYMBOL: LSXMA CUSIP: 531229409 ACCOUNT NUMBER: 22869104	313.000	47.140	14,754.82	9,734.70	5,020.12	0.00	0.00
MOHAWK INDS INC COM SYMBOL: MHK CUSIP: 608190104 ACCOUNT NUMBER: 22869104	204.000	188.360	38,425.44	33,591.59	4,833.85	0.00	0.00
MSG NETWORKS INC SYMBOL: MSGN CUSIP: 553573106 ACCOUNT NUMBER: 22869109	1,392.000	23.550	32,781.60	34,898.67	- 2,117.07	0.00	0.00

ASSET DETAIL *(continued)*

ASSET DESCRIPTION	QUANTITY	PRICE	MARKET VALUE AS OF 07/31/18	COST BASIS	UNREALIZED GAIN/LOSS	CURRENT YIELD	ACCRUED INCOME
Equities <i>(continued)</i>							
CONSUMER DISCRETIONARY <i>(continued)</i>							
NEXSTAR BROADCASTING GROUP INC SYMBOL: NXST CUSIP: 65336K103 ACCOUNT NUMBER: 22869109	665.000	74.450	49,509.25	48,766.00	743.25	2.01	0.00
NIKE INC CL B SYMBOL: NKE CUSIP: 654106103 ACCOUNT NUMBER: 22869108	2,865.000	76.910	220,347.15	182,426.75	37,920.40	1.04	0.00
O'REILLY AUTOMOTIVE INC SYMBOL: ORLY CUSIP: 67103H107 ACCOUNT NUMBER: 22869104	417.000	306.000	127,602.00	75,203.20	52,398.80	0.00	0.00
PC CONNECTION INC COM SYMBOL: CNXN CUSIP: 69318J100 ACCOUNT NUMBER: 22869109	971.000	33.850	32,868.35	23,886.99	8,981.36	0.00	0.00
ROSS STORES INC SYMBOL: ROST CUSIP: 778296103 ACCOUNT NUMBER: 22869104	998.000	87.430	87,255.14	52,801.65	34,453.49	1.03	0.00
SHERWIN WILLIAMS CO SYMBOL: SHW CUSIP: 824348106 ACCOUNT NUMBER: 22869104	164.000	440.730	72,279.72	52,109.66	20,170.06	0.78	0.00
STANDARD MTR PRODS INC SYMBOL: SMP CUSIP: 853666105 ACCOUNT NUMBER: 22869109	542.000	48.740	26,417.08	26,589.71	- 172.63	1.72	0.00
STURM RUGER & CO INC SYMBOL: RGR CUSIP: 864159108 ACCOUNT NUMBER: 22869109	463.000	54.200	25,094.60	22,950.91	2,143.69	1.83	0.00
TARGET CORP SYMBOL: TGT CUSIP: 87612E106 ACCOUNT NUMBER: 22869108	2,080.000	80.680	167,814.40	130,898.05	36,916.35	3.17	0.00

ASSET DETAIL *(continued)*

ASSET DESCRIPTION	QUANTITY	PRICE	MARKET VALUE AS OF 07/31/18	COST BASIS	UNREALIZED GAIN/LOSS	CURRENT YIELD	ACCRUED INCOME
Equities <i>(continued)</i>							
CONSUMER DISCRETIONARY <i>(continued)</i>							
TJX COMPANIES INC SYMBOL: TJX CUSIP: 872540109 ACCOUNT NUMBER: 22869108	1,155.000	97.260	112,335.30	71,012.15	41,323.15	1.60	0.00
VAIL RESORTS INC COM SYMBOL: MTN CUSIP: 91879Q109 ACCOUNT NUMBER: 22869104	57.000	276.870	15,781.59	16,041.98	- 260.39	2.12	0.00
WALT DISNEY CO SYMBOL: DIS CUSIP: 254687106 ACCOUNT NUMBER: 22869108	1,290.000	113.560	146,492.40	113,610.95	32,881.45	1.48	0.00
Total Consumer Discretionary			\$2,679,960.76	\$2,203,561.50	\$476,399.26	1.57%	\$807.03
CONSUMER STAPLES							
ALTRIA GROUP INC COM SYMBOL: MO CUSIP: 02209S103 ACCOUNT NUMBER: 22869106	1,639.000	\$58.680	\$96,176.52	\$104,839.98	- \$8,663.46	4.77%	\$0.00
BROWN FORMAN CORP CL B SYMBOL: BF.B CUSIP: 115637209 ACCOUNT NUMBER: 22869104	268.000	53.220	14,262.96	11,098.10	3,164.86	1.19	0.00
COCA COLA CO SYMBOL: KO CUSIP: 191216100 ACCOUNT NUMBER: 22869106	2,079.000	46.630	96,943.77	90,953.27	5,990.50	3.34	0.00
CVS HEALTH CORPORATION SYMBOL: CVS CUSIP: 126650100 ACCOUNT NUMBER: 22869102	1,262.000	64.860	81,853.32	98,890.79	- 17,037.47	3.08	631.00
CVS HEALTH CORPORATION SYMBOL: CVS CUSIP: 126650100 ACCOUNT NUMBER: 22869108	3,525.000	64.860	228,631.50	283,687.53	- 55,056.03	3.08	1,762.50
GENERAL MILLS INC SYMBOL: GIS CUSIP: 370334104 ACCOUNT NUMBER: 22869106	797.000	46.060	36,709.82	46,952.78	- 10,242.96	4.25	390.53

ASSET DETAIL *(continued)*

ASSET DESCRIPTION	QUANTITY	PRICE	MARKET VALUE AS OF 07/31/18	COST BASIS	UNREALIZED GAIN/LOSS	CURRENT YIELD	ACCRUED INCOME
Equities <i>(continued)</i>							
CONSUMER STAPLES <i>(continued)</i>							
HAIN CELESTIAL GROUP INC SYMBOL: HAIN CUSIP: 405217100 ACCOUNT NUMBER: 22869108	3,465.000	28.440	98,544.60	131,484.94	- 32,940.34	0.00	0.00
KIMBERLY CLARK CORP COM SYMBOL: KMB CUSIP: 494368103 ACCOUNT NUMBER: 22869106	338.000	113.860	38,484.68	43,399.39	- 4,914.71	3.51	0.00
MONDELEZ INTERNATIONAL INC SYMBOL: MDLZ CUSIP: 609207105 ACCOUNT NUMBER: 22869102	3,611.000	43.380	156,645.18	150,964.78	5,680.40	2.40	0.00
PEPSICO INC SYMBOL: PEP CUSIP: 713448108 ACCOUNT NUMBER: 22869106	228.000	115.000	26,220.00	23,915.05	2,304.95	3.23	0.00
PHILIP MORRIS INTERNATIONAL IN SYMBOL: PM CUSIP: 718172109 ACCOUNT NUMBER: 22869102	1,600.000	86.300	138,080.00	139,350.42	- 1,270.42	5.28	0.00
PHILIP MORRIS INTERNATIONAL IN SYMBOL: PM CUSIP: 718172109 ACCOUNT NUMBER: 22869106	1,152.000	86.300	99,417.60	111,196.28	- 11,778.68	5.28	0.00
PROCTER & GAMBLE CO SYMBOL: PG CUSIP: 742718109 ACCOUNT NUMBER: 22869106	572.000	80.880	46,263.36	46,561.72	- 298.36	3.55	410.24
THE KRAFT HEINZ COMPANY SYMBOL: KHC CUSIP: 500754106 ACCOUNT NUMBER: 22869106	389.000	60.250	23,437.25	22,909.03	528.22	4.15	0.00
Total Consumer Staples			\$1,181,670.56	\$1,306,204.06	- \$124,533.50	3.41%	\$3,194.27



ASSET DETAIL *(continued)*

ASSET DESCRIPTION	QUANTITY	PRICE	MARKET VALUE AS OF 07/31/18	COST BASIS	UNREALIZED GAIN/LOSS	CURRENT YIELD	ACCRUED INCOME
Equities <i>(continued)</i>							
ENERGY							
CALLON PETE CO DEL COM SYMBOL: CPE CUSIP: 13123X102 ACCOUNT NUMBER: 22869109	3,728.000	\$10.760	\$40,113.28	\$39,952.46	\$160.82	0.00%	\$0.00
CHEVRON CORP SYMBOL: CVX CUSIP: 166764100 ACCOUNT NUMBER: 22869102	489.000	126.270	61,746.03	53,902.72	7,843.31	3.55	0.00
CHEVRON CORP SYMBOL: CVX CUSIP: 166764100 ACCOUNT NUMBER: 22869106	725.000	126.270	91,545.75	77,546.55	13,999.20	3.55	0.00
EOG RESOURCES, INC SYMBOL: EOG CUSIP: 26875P101 ACCOUNT NUMBER: 22869108	800.000	128.940	103,152.00	93,134.80	10,017.20	0.57	0.00
EXXON MOBIL CORPORATION SYMBOL: XOM CUSIP: 30231G102 ACCOUNT NUMBER: 22869102	1,984.000	81.510	161,715.84	160,137.29	1,578.55	4.02	0.00
EXXON MOBIL CORPORATION SYMBOL: XOM CUSIP: 30231G102 ACCOUNT NUMBER: 22869106	1,104.000	81.510	89,987.04	95,244.75	-5,257.71	4.02	0.00
MATADOR RESOURCES CO SYMBOL: MTDR CUSIP: 576485205 ACCOUNT NUMBER: 22869109	1,570.000	33.500	52,595.00	44,125.95	8,469.05	0.00	0.00
OCCIDENTAL PETE CORP SYMBOL: OXY CUSIP: 674599105 ACCOUNT NUMBER: 22869106	871.000	83.930	73,103.03	57,433.11	15,669.92	3.72	0.00
PDC ENERGY INC SYMBOL: PDCE CUSIP: 69327R101 ACCOUNT NUMBER: 22869109	738.000	62.980	46,479.24	38,580.22	7,899.02	0.00	0.00
Total Energy			\$720,437.21	\$660,057.85	\$60,379.36	2.62%	\$0.00

ASSET DETAIL *(continued)*

ASSET DESCRIPTION	QUANTITY	PRICE	MARKET VALUE AS OF 07/31/18	COST BASIS	UNREALIZED GAIN/LOSS	CURRENT YIELD	ACCRUED INCOME
Equities <i>(continued)</i>							
FINANCIALS							
AFFILIATED MANAGERS GROUP, INC COM SYMBOL: AMG CUSIP: 008252108 ACCOUNT NUMBER: 22869108	1,015.000	\$160.010	\$162,410.15	\$176,130.84	-\$13,720.69	0.75%	\$0.00
AMERIPRISE FINL INC SYMBOL: AMP CUSIP: 03076C106 ACCOUNT NUMBER: 22869108	1,160.000	145.670	168,977.20	125,901.50	43,075.70	2.47	0.00
BERKSHIRE HATHAWAY INC. SYMBOL: BRK.B CUSIP: 084670702 ACCOUNT NUMBER: 22869108	950.000	197.870	187,976.50	129,406.39	58,570.11	0.00	0.00
BLACKROCK INC SYMBOL: BLK CUSIP: 09247X101 ACCOUNT NUMBER: 22869108	290.000	502.760	145,800.40	94,664.33	51,136.07	2.49	0.00
BROWN & BROWN INC SYMBOL: BRO CUSIP: 115236101 ACCOUNT NUMBER: 22869104	1,487.000	29.260	43,509.62	29,063.47	14,446.15	1.02	0.00
CAROLINA FINANCIAL CORP SYMBOL: CARO CUSIP: 143873107 ACCOUNT NUMBER: 22869109	628.000	41.750	26,219.00	27,360.08	-1,141.08	0.57	0.00
CBRE GROUP INC SYMBOL: CBRE CUSIP: 12504L109 ACCOUNT NUMBER: 22869104	1,533.000	49.800	76,343.40	49,481.27	26,862.13	0.00	0.00
CITIGROUP INC. SYMBOL: C CUSIP: 172967424 ACCOUNT NUMBER: 22869108	3,850.000	71.890	276,776.50	190,014.17	86,762.33	2.50	0.00
CME GROUP INCE SYMBOL: CME CUSIP: 12572Q105 ACCOUNT NUMBER: 22869108	900.000	159.120	143,208.00	70,051.72	73,156.28	1.76	0.00
COLUMBIA BANKING SYSTEM INC SYMBOL: COLB CUSIP: 197236102 ACCOUNT NUMBER: 22869109	790.000	40.930	32,334.70	33,542.23	-1,207.53	2.54	0.00

ASSET DETAIL *(continued)*

ASSET DESCRIPTION	QUANTITY	PRICE	MARKET VALUE AS OF 07/31/18	COST BASIS	UNREALIZED GAIN/LOSS	CURRENT YIELD	ACCRUED INCOME
Equities <i>(continued)</i>							
FINANCIALS <i>(continued)</i>							
FIRST REPUBLIC BANK/SAN FRANCI SYMBOL: FRC CUSIP: 33616C100 ACCOUNT NUMBER: 22869104	669.000	98.860	66,137.34	65,016.43	1,120.91	0.73	100.08
FNF GROUP SYMBOL: FNF CUSIP: 31620R303 ACCOUNT NUMBER: 22869104	2,060.000	40.500	83,430.00	60,389.26	23,040.74	2.96	0.00
GREAT WESTERN BANCORP INC SYMBOL: GWB CUSIP: 391416104 ACCOUNT NUMBER: 22869109	805.000	41.850	33,689.25	34,196.95	- 507.70	2.39	0.00
HOWARD HUGHES CORP/THE SYMBOL: HHC CUSIP: 44267D107 ACCOUNT NUMBER: 22869104	244.000	135.550	33,074.20	29,945.67	3,128.53	0.00	0.00
JPMORGAN CHASE & CO SYMBOL: JPM CUSIP: 46625H100 ACCOUNT NUMBER: 22869102	1,249.000	114.950	143,572.55	94,461.83	49,110.72	1.95	0.00
JPMORGAN CHASE & CO SYMBOL: JPM CUSIP: 46625H100 ACCOUNT NUMBER: 22869108	2,665.000	114.950	306,341.75	154,215.74	152,126.01	1.95	0.00
KENNEDY-WILSON HOLDINGS INC SYMBOL: KW CUSIP: 489398107 ACCOUNT NUMBER: 22869104	176.000	20.900	3,678.40	3,698.59	- 20.19	3.64	0.00
M & T BANK CORPORATION COM SYMBOL: MTB CUSIP: 55261F104 ACCOUNT NUMBER: 22869104	144.000	173.350	24,962.40	20,260.90	4,701.50	1.85	0.00
MARCUS & MILLICHAP INC SYMBOL: MMI CUSIP: 566324109 ACCOUNT NUMBER: 22869109	1,400.000	40.210	56,294.00	44,347.38	11,946.62	0.00	0.00
MARKEL HOLDINGS SYMBOL: MKL CUSIP: 570535104 ACCOUNT NUMBER: 22869104	111.000	1,170.000	129,870.00	83,621.69	46,248.31	0.00	0.00

ASSET DETAIL *(continued)*

ASSET DESCRIPTION	QUANTITY	PRICE	MARKET VALUE AS OF 07/31/18	COST BASIS	UNREALIZED GAIN/LOSS	CURRENT YIELD	ACCRUED INCOME
Equities <i>(continued)</i>							
FINANCIALS <i>(continued)</i>							
MERCANTILE BANK CORP SYMBOL: MBWM CUSIP: 587376104 ACCOUNT NUMBER: 22869109	742.000	35.520	26,355.84	25,274.20	1,081.64	2.70	0.00
MOODYS CORP SYMBOL: MCO CUSIP: 615369105 ACCOUNT NUMBER: 22869104	720.000	171.120	123,206.40	77,052.83	46,153.57	1.03	0.00
MSCI INC SYMBOL: MSCI CUSIP: 55354G100 ACCOUNT NUMBER: 22869104	149.000	166.190	24,762.31	14,556.31	10,206.00	0.91	0.00
OLD NATL BANCORP SYMBOL: ONB CUSIP: 680033107 ACCOUNT NUMBER: 22869109	2,536.000	19.450	49,325.20	44,367.90	4,957.30	2.67	0.00
PNC FINANCIAL SERVICES GROUP SYMBOL: PNC CUSIP: 693475105 ACCOUNT NUMBER: 22869108	1,790.000	144.830	259,245.70	161,102.72	98,142.98	2.62	1,700.50
PROGRESSIVE CORP OHIO SYMBOL: PGR CUSIP: 743315103 ACCOUNT NUMBER: 22869104	803.000	60.010	48,188.03	29,382.62	18,805.41	1.88	0.00
S&P GLOBAL INC SYMBOL: SPGI CUSIP: 78409V104 ACCOUNT NUMBER: 22869104	440.000	200.440	88,193.60	44,924.23	43,269.37	1.00	0.00
SELECTIVE INS GROUP INC SYMBOL: SIGI CUSIP: 816300107 ACCOUNT NUMBER: 22869109	1,117.000	59.800	66,796.60	64,231.81	2,564.79	1.20	0.00
SOUTHSIDE BANCSHARES INC SYMBOL: SBSI CUSIP: 84470P109 ACCOUNT NUMBER: 22869109	1,117.000	34.290	38,301.93	38,682.76	- 380.83	3.50	0.00
STIFEL FINANCIAL CORP SYMBOL: SF CUSIP: 860630102 ACCOUNT NUMBER: 22869109	975.000	55.130	53,751.75	61,058.58	- 7,306.83	0.87	0.00

ASSET DETAIL *(continued)*

ASSET DESCRIPTION	QUANTITY	PRICE	MARKET VALUE AS OF 07/31/18	COST BASIS	UNREALIZED GAIN/LOSS	CURRENT YIELD	ACCRUED INCOME
Equities <i>(continued)</i>							
FINANCIALS <i>(continued)</i>							
UMB FINL CORP COM SYMBOL: UMBF CUSIP: 902788108 ACCOUNT NUMBER: 22869109	556.000	71.890	39,970.84	41,931.55	- 1,960.71	1.61	0.00
UNION BANKSHARES CORP SYMBOL: UBSH CUSIP: 90539J109 ACCOUNT NUMBER: 22869109	1,087.000	40.510	44,034.37	40,988.64	3,045.73	2.27	0.00
UNITED BANKSHARES INC COM SYMBOL: UBSI CUSIP: 909907107 ACCOUNT NUMBER: 22869109	1,816.000	36.950	67,101.20	67,225.63	- 124.43	3.68	0.00
VICI PROPERTIES INC SYMBOL: VICI CUSIP: 925652109 ACCOUNT NUMBER: 22869105	896.000	20.350	18,233.60	17,996.79	236.81	5.16	0.00
Total Financials			\$3,092,072.73	\$2,244,547.01	\$847,525.72	1.71%	\$1,800.58
HEALTH CARE							
ABBVIE INC SYMBOL: ABBV CUSIP: 00287Y109 ACCOUNT NUMBER: 22869106	416.000	\$92.230	\$38,367.68	\$29,494.22	\$8,873.46	4.16%	\$280.32
AMGEN INC SYMBOL: AMGN CUSIP: 031162100 ACCOUNT NUMBER: 22869102	408.000	196.550	80,192.40	66,689.31	13,503.09	2.69	0.00
AMN HEALTHCARE SERVICES INC SYMBOL: AMN CUSIP: 001744101 ACCOUNT NUMBER: 22869109	1,339.000	60.500	81,009.50	75,381.33	5,628.17	0.00	0.00
ANGIODYNAMICS INC COM SYMBOL: ANGO CUSIP: 03475V101 ACCOUNT NUMBER: 22869109	978.000	21.140	20,674.92	22,566.37	- 1,891.45	0.00	0.00
CAMBREX CORP COM SYMBOL: CBM CUSIP: 132011107 ACCOUNT NUMBER: 22869109	582.000	62.500	36,375.00	30,401.99	5,973.01	0.00	0.00

ASSET DETAIL *(continued)*

ASSET DESCRIPTION	QUANTITY	PRICE	MARKET VALUE AS OF 07/31/18	COST BASIS	UNREALIZED GAIN/LOSS	CURRENT YIELD	ACCRUED INCOME
Equities <i>(continued)</i>							
HEALTH CARE <i>(continued)</i>							
DENTSPLY SIRONA INC SYMBOL: XRAY CUSIP: 24906P109 ACCOUNT NUMBER: 22869104	1,275.000	48.110	61,340.25	79,400.77	- 18,060.52	0.73	0.00
ELI LILLY & CO COM SYMBOL: LLY CUSIP: 532457108 ACCOUNT NUMBER: 22869102	851.000	98.810	84,087.31	62,565.61	21,521.70	2.28	0.00
ELI LILLY & CO COM SYMBOL: LLY CUSIP: 532457108 ACCOUNT NUMBER: 22869108	1,000.000	98.810	98,810.00	77,105.90	21,704.10	2.28	0.00
EMERGENT BIOSOLUTIONS INC SYMBOL: EBS CUSIP: 29089Q105 ACCOUNT NUMBER: 22869109	268.000	54.350	14,565.80	13,478.39	1,087.41	0.00	0.00
GILEAD SCIENCES INC SYMBOL: GILD CUSIP: 375558103 ACCOUNT NUMBER: 22869108	1,835.000	77.830	142,818.05	155,274.70	- 12,456.65	2.93	0.00
INTEGRA LIFESCIENCES HOLDING SYMBOL: IART CUSIP: 457985208 ACCOUNT NUMBER: 22869109	937.000	62.330	58,403.21	48,414.47	9,988.74	0.00	0.00
LHC GROUP INC COM SYMBOL: LHCG CUSIP: 50187A107 ACCOUNT NUMBER: 22869109	570.000	86.080	49,065.60	35,745.88	13,319.72	0.00	0.00
MASIMO CORP SYMBOL: MASI CUSIP: 574795100 ACCOUNT NUMBER: 22869109	330.000	99.420	32,808.60	28,304.95	4,503.65	0.00	0.00
MCKESSON CORP SYMBOL: MCK CUSIP: 58155Q103 ACCOUNT NUMBER: 22869108	800.000	125.600	100,480.00	158,012.50	- 57,532.50	1.24	0.00
MERCK & CO INC NEW SYMBOL: MRK CUSIP: 58933Y105 ACCOUNT NUMBER: 22869102	1,943.000	65.870	127,985.41	114,491.96	13,493.45	2.91	0.00



Account Statement For:
YUKON KUSKOKWIM HEALTH CORP-CONS

Period Covered: July 1, 2018 - July 31, 2018

Consolidated Account Number AGG228691

ASSET DETAIL *(continued)*

ASSET DESCRIPTION	QUANTITY	PRICE	MARKET VALUE AS OF 07/31/18	COST BASIS	UNREALIZED GAIN/LOSS	CURRENT YIELD	ACCRUED INCOME
Equities <i>(continued)</i>							
HEALTH CARE <i>(continued)</i>							
MERCK & CO INC NEW SYMBOL: MRK CUSIP: 58933Y105 ACCOUNT NUMBER: 22869108	1,635.000	65.870	107,697.45	87,706.29	19,991.16	2.91	0.00
OMNICELL INC SYMBOL: OMCL CUSIP: 68213N109 ACCOUNT NUMBER: 22869109	769.000	59.500	45,755.50	34,055.08	11,700.42	0.00	0.00
PFIZER INC SYMBOL: PFE CUSIP: 717081103 ACCOUNT NUMBER: 22869102	3,535.000	39.930	141,152.55	101,224.51	39,928.04	3.41	0.00
PFIZER INC SYMBOL: PFE CUSIP: 717081103 ACCOUNT NUMBER: 22869106	894.000	39.930	35,697.42	32,987.24	2,710.18	3.41	0.00
THERMO FISHER SCIENTIFIC INC SYMBOL: TMO CUSIP: 883556102 ACCOUNT NUMBER: 22869108	920.000	234.530	215,767.60	110,062.44	105,705.16	0.29	0.00
UNITEDHEALTH GROUP INC SYMBOL: UNH CUSIP: 91324P102 ACCOUNT NUMBER: 22869108	1,360.000	253.220	344,379.20	117,846.84	226,532.36	1.42	0.00
ZOETIS INC SYMBOL: ZTS CUSIP: 98978V103 ACCOUNT NUMBER: 22869108	1,600.000	86.480	138,368.00	96,025.60	42,342.40	0.58	201.60
Total Health Care			\$2,055,801.45	\$1,577,236.35	\$478,565.10	1.61%	\$481.92

ASSET DETAIL *(continued)*

ASSET DESCRIPTION	QUANTITY	PRICE	MARKET VALUE AS OF 07/31/18	COST BASIS	UNREALIZED GAIN/LOSS	CURRENT YIELD	ACCRUED INCOME
Equities <i>(continued)</i>							
INDUSTRIALS							
AMERCO SYMBOL: UHAL CUSIP: 023586100 ACCOUNT NUMBER: 22869104	52.000	\$377.080	\$19,608.16	\$19,679.52	- \$71.36	0.00%	\$0.00
AMERICAN WOODMARK CORP COM SYMBOL: AMWD CUSIP: 030506109 ACCOUNT NUMBER: 22869109	458.000	83.450	38,220.10	56,674.70	- 18,454.60	0.00	0.00
BARNES GROUP INC COM SYMBOL: B CUSIP: 067806109 ACCOUNT NUMBER: 22869109	769.000	67.850	52,176.65	47,661.10	4,515.55	0.94	0.00
BOEING CO SYMBOL: BA CUSIP: 097023105 ACCOUNT NUMBER: 22869108	1,000.000	356.300	356,300.00	126,427.69	229,872.31	1.92	0.00
COLFAX CORPORATION SYMBOL: CFX CUSIP: 194014106 ACCOUNT NUMBER: 22869104	1,386.000	32.300	44,767.80	55,673.36	- 10,905.56	0.00	0.00
COPART INC COM SYMBOL: CPRT CUSIP: 217204106 ACCOUNT NUMBER: 22869104	1,086.000	57.390	62,325.54	23,660.88	38,664.66	0.00	0.00
FASTENAL CO SYMBOL: FAST CUSIP: 311900104 ACCOUNT NUMBER: 22869104	351.000	56.930	19,982.43	15,763.89	4,218.54	2.81	140.40
FORWARD AIR CORP COM SYMBOL: FWRD CUSIP: 349853101 ACCOUNT NUMBER: 22869109	921.000	63.900	58,851.90	50,094.58	8,757.32	0.94	0.00
FRANKLIN ELEC INC COM SYMBOL: FELE CUSIP: 353514102 ACCOUNT NUMBER: 22869109	922.000	49.450	45,592.90	37,394.81	8,198.09	0.97	0.00
GRANITE CONSTR INC SYMBOL: GVA CUSIP: 387328107 ACCOUNT NUMBER: 22869109	905.000	53.950	48,824.75	54,175.95	- 5,351.20	0.96	0.00

ASSET DETAIL *(continued)*

ASSET DESCRIPTION	QUANTITY	PRICE	MARKET VALUE AS OF 07/31/18	COST BASIS	UNREALIZED GAIN/LOSS	CURRENT YIELD	ACCRUED INCOME
Equities <i>(continued)</i>							
INDUSTRIALS <i>(continued)</i>							
HD SUPPLY HOLDINGS INC SYMBOL: HDS CUSIP: 40416M105 ACCOUNT NUMBER: 22869104	148.000	43.980	6,509.04	6,059.34	449.70	0.00	0.00
HEICO CORP CL A SYMBOL: HEI.A CUSIP: 422806208 ACCOUNT NUMBER: 22869104	56.000	64.750	3,626.00	3,673.11	- 47.11	0.18	0.00
K.FORCE, INC. SYMBOL: KFRC CUSIP: 493732101 ACCOUNT NUMBER: 22869109	957.000	37.800	36,174.60	26,636.28	9,538.32	1.27	0.00
LOCKHEED MARTIN CORP SYMBOL: LMT CUSIP: 539830109 ACCOUNT NUMBER: 22869102	436.000	326.100	142,179.60	54,129.99	88,049.61	2.45	0.00
LYDALL INC SYMBOL: LDL CUSIP: 550819106 ACCOUNT NUMBER: 22869109	625.000	46.400	29,000.00	28,101.79	898.21	0.00	0.00
MULTI-COLOR CORP COM SYMBOL: LABL CUSIP: 625383104 ACCOUNT NUMBER: 22869109	666.000	66.350	44,189.10	43,347.01	842.09	0.30	0.00
ROPER TECHNOLOGIES, INC. SYMBOL: ROP CUSIP: 776696106 ACCOUNT NUMBER: 22869104	321.000	301.900	96,909.90	58,111.55	38,798.35	0.55	0.00
SNAP ON INC SYMBOL: SNA CUSIP: 833034101 ACCOUNT NUMBER: 22869102	460.000	169.590	78,011.40	73,418.81	4,592.59	1.93	0.00
SPIRIT AEROSYSTEMS HODL-CL A SYMBOL: SPR CUSIP: 848574109 ACCOUNT NUMBER: 22869108	1,240.000	93.250	115,630.00	69,460.71	46,169.29	0.51	0.00
SYKES ENTERPRISES INC COM SYMBOL: SYKE CUSIP: 871237103 ACCOUNT NUMBER: 22869109	1,295.000	29.660	38,409.70	38,402.83	6.87	0.00	0.00



ASSET DETAIL *(continued)*

ASSET DESCRIPTION	QUANTITY	PRICE	MARKET VALUE AS OF 07/31/18	COST BASIS	UNREALIZED GAIN/LOSS	CURRENT YIELD	ACCRUED INCOME
Equities <i>(continued)</i>							
INDUSTRIALS <i>(continued)</i>							
TETRA TECH INC NEW SYMBOL: TTEK CUSIP: 88162G103 ACCOUNT NUMBER: 22869109	836.000	60.800	50,828.80	40,819.12	10,009.68	0.79	0.00
TRANSDIGM GROUP INC COM SYMBOL: TDG CUSIP: 893641100 ACCOUNT NUMBER: 22869104	412.000	375.540	154,722.48	94,608.56	60,113.92	0.00	0.00
UNION PACIFIC CORP SYMBOL: UNP CUSIP: 907818108 ACCOUNT NUMBER: 22869108	2,195.000	149.890	329,008.55	230,179.27	98,829.28	2.13	0.00
UNITED PARCEL SERVICE-CL B SYMBOL: UPS CUSIP: 911312106 ACCOUNT NUMBER: 22869106	247.000	119.890	29,612.83	27,264.41	2,348.42	3.04	0.00
UNITED PARCEL SERVICE-CL B SYMBOL: UPS CUSIP: 911312106 ACCOUNT NUMBER: 22869108	1,015.000	119.890	121,688.35	103,779.56	17,908.79	3.04	0.00
VERISK ANALYTICS INC SYMBOL: VRSK CUSIP: 92345Y106 ACCOUNT NUMBER: 22869104	645.000	110.620	71,349.90	48,105.84	23,244.06	0.00	0.00
Total Industrials			\$2,094,500.48	\$1,433,304.66	\$661,195.82	1.34%	\$140.40

ASSET DETAIL *(continued)*

ASSET DESCRIPTION	QUANTITY	PRICE	MARKET VALUE AS OF 07/31/18	COST BASIS	UNREALIZED GAIN/LOSS	CURRENT YIELD	ACCRUED INCOME
Equities <i>(continued)</i>							
INFORMATION TECHNOLOGY							
ALPHABET INC CL C SYMBOL: GOOG CUSIP: 02079K107 ACCOUNT NUMBER: 22869108	305.000	\$1,217.260	\$371,264.30	\$167,348.41	\$203,915.89	0.00%	\$0.00
ANALOG DEVICES INC SYMBOL: ADI CUSIP: 032654105 ACCOUNT NUMBER: 22869102	1,352.000	96.140	129,981.28	116,840.59	13,140.69	2.00	0.00
ANIXTER INTL INC COM SYMBOL: AXE CUSIP: 035290105 ACCOUNT NUMBER: 22869109	563.000	72.900	41,042.70	43,597.95	- 2,555.25	0.00	0.00
ANSYS INC SYMBOL: ANSS CUSIP: 03662Q105 ACCOUNT NUMBER: 22869104	135.000	168.880	22,798.80	24,117.39	- 1,318.59	0.00	0.00
APPLE INC SYMBOL: AAPL CUSIP: 037833100 ACCOUNT NUMBER: 22869108	3,360.000	190.290	639,374.40	365,220.62	274,153.78	1.53	0.00
AUTODESK INC SYMBOL: ADSK CUSIP: 052769106 ACCOUNT NUMBER: 22869104	711.000	128.440	91,320.84	41,646.88	49,673.96	0.00	0.00
BENCHMARK ELECTRS INC COM SYMBOL: BHE CUSIP: 08160H101 ACCOUNT NUMBER: 22869109	952.000	24.200	23,038.40	28,201.48	- 5,163.08	2.48	0.00
BLACK KNIGHT INC SYMBOL: BKI CUSIP: 09215C105 ACCOUNT NUMBER: 22869104	1,404.000	51.650	72,516.60	58,007.04	14,509.56	0.00	0.00
CACI INTL INC FORMERLY CACI INC TO 12/23/86 CL A SYMBOL: CACI CUSIP: 127190304 ACCOUNT NUMBER: 22869109	355.000	175.200	62,196.00	53,347.35	8,848.65	0.00	0.00
CALAMP CORP COM SYMBOL: CAMP CUSIP: 128126109 ACCOUNT NUMBER: 22869109	2,006.000	22.760	45,656.56	48,377.53	- 2,720.97	0.00	0.00

ASSET DETAIL *(continued)*

ASSET DESCRIPTION	QUANTITY	PRICE	MARKET VALUE AS OF 07/31/18	COST BASIS	UNREALIZED GAIN/LOSS	CURRENT YIELD	ACCRUED INCOME
Equities <i>(continued)</i>							
INFORMATION TECHNOLOGY <i>(continued)</i>							
CDK GLOBAL INC SYMBOL: CDK CUSIP: 12508E101 ACCOUNT NUMBER: 22869104	337.000	62.450	21,045.65	19,145.60	1,900.05	0.96	0.00
CISCO SYSTEMS INC SYMBOL: CSCO CUSIP: 17275R102 ACCOUNT NUMBER: 22869102	3,668.000	42.290	155,119.72	86,479.49	68,640.23	3.12	0.00
CISCO SYSTEMS INC SYMBOL: CSCO CUSIP: 17275R102 ACCOUNT NUMBER: 22869108	8,300.000	42.290	351,007.00	225,611.13	125,395.87	3.12	0.00
COGNIZANT TECH SOLUTIONS CRP COM SYMBOL: CTSB CUSIP: 192446102 ACCOUNT NUMBER: 22869108	3,365.000	81.500	274,247.50	232,193.67	42,053.83	0.86	0.00
CTS CORP SYMBOL: CTS CUSIP: 126501105 ACCOUNT NUMBER: 22869109	815.000	34.900	28,443.50	29,621.18	- 1,177.68	0.46	0.00
EXLSERVICE HOLDINGS INC SYMBOL: EXLS CUSIP: 302081104 ACCOUNT NUMBER: 22869109	769.000	59.640	45,863.16	46,319.50	- 456.34	0.00	0.00
FIDELITY NATL INFORMATION SVCS INC SYMBOL: FIS CUSIP: 31620M106 ACCOUNT NUMBER: 22869104	81.000	103.130	8,353.53	7,974.26	379.27	1.24	0.00
GARTNER INC SYMBOL: IT CUSIP: 366651107 ACCOUNT NUMBER: 22869104	781.000	135.430	105,770.83	98,288.70	7,482.13	0.00	0.00
LITTELFUSE INC COM SYMBOL: LFUS CUSIP: 537008104 ACCOUNT NUMBER: 22869109	185.000	216.820	40,111.70	38,816.54	1,295.16	0.68	0.00
METHODE ELECTRON INC COMMON SYMBOL: MEI CUSIP: 591520200 ACCOUNT NUMBER: 22869109	984.000	39.250	38,622.00	39,817.94	- 1,195.94	1.12	0.00



ASSET DETAIL *(continued)*

ASSET DESCRIPTION	QUANTITY	PRICE	MARKET VALUE AS OF 07/31/18	COST BASIS	UNREALIZED GAIN/LOSS	CURRENT YIELD	ACCRUED INCOME
Equities <i>(continued)</i>							
INFORMATION TECHNOLOGY <i>(continued)</i>							
METTLER-TOLEDO INTL INC SYMBOL: MTD CUSIP: 592688105 ACCOUNT NUMBER: 22869104	64.000	592.510	37,920.64	36,291.21	1,629.43	0.00	0.00
MICROCHIP TECHNOLOGY INC COM SYMBOL: MCHP CUSIP: 595017104 ACCOUNT NUMBER: 22869104	622.000	93.430	58,113.46	34,355.26	23,758.20	1.56	0.00
MICROSOFT CORP SYMBOL: MSFT CUSIP: 594918104 ACCOUNT NUMBER: 22869102	1,412.000	106.080	149,784.96	45,156.71	104,628.25	1.58	0.00
MICROSOFT CORP SYMBOL: MSFT CUSIP: 594918104 ACCOUNT NUMBER: 22869108	5,650.000	106.080	599,352.00	298,148.46	301,203.54	1.58	0.00
MTS SYS CORP SYMBOL: MTSC CUSIP: 553777103 ACCOUNT NUMBER: 22869109	941.000	54.525	51,308.03	46,325.69	4,982.34	2.20	0.00
QUALCOMM INC SYMBOL: QCOM CUSIP: 747525103 ACCOUNT NUMBER: 22869102	1,134.000	64.090	72,678.06	76,258.67	- 3,580.61	3.87	0.00
TRANSUNION SYMBOL: TRU CUSIP: 89400J107 ACCOUNT NUMBER: 22869104	797.000	72.400	57,702.80	45,357.92	12,344.88	0.41	0.00
VERISIGN INC COM SYMBOL: VRSN CUSIP: 92343E102 ACCOUNT NUMBER: 22869104	515.000	145.230	74,793.45	30,499.28	44,294.17	0.00	0.00
Total Information Technology			\$3,669,427.87	\$2,383,366.45	\$1,286,061.42	1.34%	\$0.00



ASSET DETAIL *(continued)*

ASSET DESCRIPTION	QUANTITY	PRICE	MARKET VALUE AS OF 07/31/18	COST BASIS	UNREALIZED GAIN/LOSS	CURRENT YIELD	ACCRUED INCOME
Equities <i>(continued)</i>							
MATERIALS							
AIR PRODS & CHEMS INC COM SYMBOL: APD CUSIP: 009158106 ACCOUNT NUMBER: 22869104	453.000	\$164.170	\$74,369.01	\$63,639.18	\$10,729.83	2.68%	\$636.90
BALCHEM CORP CLASS B SYMBOL: BCPC CUSIP: 057665200 ACCOUNT NUMBER: 22869109	469.000	100.290	47,036.01	35,026.03	12,009.98	0.42	0.00
CARPENTER TECHNOLOGY CORP SYMBOL: CRS CUSIP: 144285103 ACCOUNT NUMBER: 22869109	651.000	54.770	35,655.27	33,654.09	2,001.18	1.31	0.00
CELANESE CORP SYMBOL: CE CUSIP: 150870103 ACCOUNT NUMBER: 22869108	2,500.000	118.110	295,275.00	146,302.18	148,972.82	1.83	1,350.00
DOWDUPONT INC SYMBOL: DWDP CUSIP: 26078J100 ACCOUNT NUMBER: 22869102	1,941.000	68.770	133,482.57	132,759.94	722.63	2.21	0.00
MARTIN MARIETTA MATLS INC COM SYMBOL: MLM CUSIP: 573284106 ACCOUNT NUMBER: 22869104	344.000	199.420	68,600.48	65,692.62	2,907.86	0.88	0.00
SENSIENT TECHNOLOGIES CORP SYMBOL: SXT CUSIP: 81725T100 ACCOUNT NUMBER: 22869109	649.000	69.360	45,014.64	46,872.35	-1,857.71	1.90	0.00
VULCAN MATERIALS COMPANY SYMBOL: VMC CUSIP: 929160109 ACCOUNT NUMBER: 22869104	374.000	112.000	41,888.00	45,437.46	-3,549.46	1.00	0.00
Total Materials			\$741,320.98	\$569,383.85	\$171,937.13	1.74%	\$1,986.90

ASSET DETAIL *(continued)*

ASSET DESCRIPTION	QUANTITY	PRICE	MARKET VALUE AS OF 07/31/18	COST BASIS	UNREALIZED GAIN/LOSS	CURRENT YIELD	ACCRUED INCOME
Equities <i>(continued)</i>							
TELECOMMUNICATION SERVICES							
AT & T INC SYMBOL: T CUSIP: 00206R102 ACCOUNT NUMBER: 22869102	5,724.000	\$31.970	\$182,996.28	\$208,705.62	-\$25,709.34	6.26%	\$2,862.00
AT & T INC SYMBOL: T CUSIP: 00206R102 ACCOUNT NUMBER: 22869106	3,101.000	31.970	99,138.97	119,441.33	- 20,302.36	6.26	1,550.50
AT & T INC SYMBOL: T CUSIP: 00206R102 ACCOUNT NUMBER: 22869108	3,925.000	31.970	125,482.25	139,951.76	- 14,469.51	6.26	1,962.50
ECHOSTAR CORPORATION SYMBOL: SATS CUSIP: 278768106 ACCOUNT NUMBER: 22869104	133.000	44.990	5,983.67	7,017.04	- 1,033.37	0.00	0.00
GCI LIBERTY INC SYMBOL: GLIBA CUSIP: 36164V305 ACCOUNT NUMBER: 22869104	520.000	48.110	25,017.20	18,211.93	6,805.27	0.00	0.00
LIBERTY BROADBAND CORP SYMBOL: LBRDA CUSIP: 530307107 ACCOUNT NUMBER: 22869104	188.000	79.340	14,915.92	10,553.03	4,362.89	0.00	0.00
MOTOROLA SOLUTIONS, INC. SYMBOL: MSI CUSIP: 620076307 ACCOUNT NUMBER: 22869104	155.000	121.300	18,801.50	9,604.66	9,196.84	1.71	0.00
VERIZON COMMUNICATIONS SYMBOL: VZ CUSIP: 92343V104 ACCOUNT NUMBER: 22869106	2,442.000	51.640	126,104.88	120,872.10	5,232.78	4.57	1,440.78
Total Telecommunication Services			\$598,440.67	\$634,357.47	-\$35,916.80	5.28%	\$7,815.78

ASSET DETAIL *(continued)*

ASSET DESCRIPTION	QUANTITY	PRICE	MARKET VALUE AS OF 07/31/18	COST BASIS	UNREALIZED GAIN/LOSS	CURRENT YIELD	ACCRUED INCOME
Equities <i>(continued)</i>							
UTILITIES							
AMERICAN ELECTRIC POWER INC SYMBOL: AEP CUSIP: 025537101 ACCOUNT NUMBER: 22869106	391.000	\$71.140	\$27,815.74	\$25,673.52	\$2,142.22	3.49%	\$0.00
DOMINION ENERGY INC SYMBOL: D CUSIP: 25746U109 ACCOUNT NUMBER: 22869106	1,067.000	71.710	76,514.57	78,335.29	- 1,820.72	4.66	0.00
DUKE ENERGY HOLDING CORP. COM SYMBOL: DUK CUSIP: 26441C204 ACCOUNT NUMBER: 22869102	977.000	81.620	79,742.74	71,425.76	8,316.98	4.54	0.00
DUKE ENERGY HOLDING CORP. COM SYMBOL: DUK CUSIP: 26441C204 ACCOUNT NUMBER: 22869106	964.000	81.620	78,681.68	77,654.32	1,027.36	4.54	0.00
IDACORP INC COM SYMBOL: IDA CUSIP: 451107106 ACCOUNT NUMBER: 22869109	596.000	94.240	56,167.04	50,007.20	6,159.84	2.50	0.00
NEXTERA ENERGY, INC. SYMBOL: NEE CUSIP: 65339F101 ACCOUNT NUMBER: 22869102	835.000	167.540	139,895.90	96,257.96	43,637.94	2.65	0.00
PPL CORPORATION SYMBOL: PPL CUSIP: 69351T106 ACCOUNT NUMBER: 22869106	1,734.000	28.770	49,887.18	64,510.34	- 14,623.16	5.70	0.00
PUBLIC SVC ENTERPRISE GROUP INC SYMBOL: PEG CUSIP: 744573106 ACCOUNT NUMBER: 22869102	1,406.000	51.560	72,493.36	54,433.39	18,059.97	3.49	0.00

ASSET DETAIL *(continued)*

ASSET DESCRIPTION	QUANTITY	PRICE	MARKET VALUE AS OF 07/31/18	COST BASIS	UNREALIZED GAIN/LOSS	CURRENT YIELD	ACCRUED INCOME
Equities <i>(continued)</i>							
UTILITIES <i>(continued)</i>							
PUBLIC SVC ENTERPRISE GROUP INC SYMBOL: PEG CUSIP: 744573106 ACCOUNT NUMBER: 22869106	547.000	51.560	28,203.32	24,911.76	3,291.56	3.49	0.00
SOUTHERN CO SYMBOL: SO CUSIP: 842587107 ACCOUNT NUMBER: 22869106	1,230.000	48.600	59,778.00	58,672.97	1,105.03	4.94	0.00
UNITIL CORP COM SYMBOL: UTL CUSIP: 913259107 ACCOUNT NUMBER: 22869109	283.000	50.910	14,407.53	13,942.00	465.53	2.87	0.00
Total Utilities			\$683,587.06	\$615,824.51	\$67,762.55	3.89%	\$0.00
INTERNATIONAL EQUITIES							
AMBARELLA INC CUSIP: G037AX101 ACCOUNT NUMBER: 22869109	663.000	\$39.180	\$25,976.34	\$32,932.08	-\$6,955.74	0.00%	\$0.00
ANHEUSER-BUSCH INBEV SPN CUSIP: 03524A108 ACCOUNT NUMBER: 22869102	1,495.000	101.720	152,071.40	154,623.08	-2,551.68	3.28	0.00
AON PLC CUSIP: G0408V102 ACCOUNT NUMBER: 22869104	546.000	143.550	78,378.30	57,085.33	21,292.97	1.11	0.00
ARCH CAPITAL GROUP LTD CUSIP: G0450A105 ACCOUNT NUMBER: 22869104	1,645.000	30.560	50,271.20	41,269.57	9,001.63	0.00	0.00
ARGO GROUP INTL HLDGS LTD CUSIP: G0464B107 ACCOUNT NUMBER: 22869109	653.000	62.550	40,845.15	33,888.40	6,956.75	1.73	0.00
ASTRAZENECA PLC SPONSORED ADR CUSIP: 046353108 ACCOUNT NUMBER: 22869106	1,561.000	39.130	61,081.93	48,465.61	12,616.32	3.50	0.00

ASSET DETAIL *(continued)*

ASSET DESCRIPTION	QUANTITY	PRICE	MARKET VALUE AS OF 07/31/18	COST BASIS	UNREALIZED GAIN/LOSS	CURRENT YIELD	ACCRUED INCOME
Equities <i>(continued)</i>							
INTERNATIONAL EQUITIES <i>(continued)</i>							
AXA - ADR SPONSORED ADR CUSIP: 054536107 ACCOUNT NUMBER: 22869102	5,141.000	25.265	129,887.37	131,680.48	- 1,793.11	4.87	0.00
BANK N S HALIFAX COM CUSIP: 064149107 ACCOUNT NUMBER: 22869102	1,500.000	59.250	88,875.00	87,073.06	1,801.94	4.24	0.00
BASF AKTIENGESELLSCHAFT LEVEL 1 SPONSORED ADR CUSIP: 055262505 ACCOUNT NUMBER: 22869102	5,341.000	24.000	128,184.00	115,083.35	13,100.65	2.73	0.00
BAYER AG - ADR SPONSORED ADR CUSIP: 072730302 ACCOUNT NUMBER: 22869108	3,200.000	27.750	88,800.00	86,618.32	2,181.68	2.05	0.00
BCE INC COM NPV CUSIP: 05534B760 ACCOUNT NUMBER: 22869106	1,723.000	42.430	73,106.89	80,213.31	- 7,106.42	5.41	0.00
BP PLC - ADR SPONSORED ADR CUSIP: 055622104 ACCOUNT NUMBER: 22869106	1,696.000	45.090	76,472.64	56,328.53	20,144.11	5.41	0.00
BRITISH AMERICAN TOBACCO P.L.C - ADR SPONSORED ADR CUSIP: 110448107 ACCOUNT NUMBER: 22869102	1,694.000	54.780	92,797.32	92,040.48	756.84	4.89	1,142.09
BRITISH AMERICAN TOBACCO P.L.C - ADR SPONSORED ADR CUSIP: 110448107 ACCOUNT NUMBER: 22869106	435.000	54.780	23,829.30	28,745.21	- 4,915.91	4.89	293.28

ASSET DETAIL *(continued)*

ASSET DESCRIPTION	QUANTITY	PRICE	MARKET VALUE AS OF 07/31/18	COST BASIS	UNREALIZED GAIN/LOSS	CURRENT YIELD	ACCRUED INCOME
Equities <i>(continued)</i>							
INTERNATIONAL EQUITIES <i>(continued)</i>							
BROOKFIELD ASSET MANAGE-CL A CUSIP: 112585104 ACCOUNT NUMBER: 22869104	4,305.000	42.160	181,498.80	146,742.14	34,756.66	1.42	0.00
CANADIAN IMPERIAL BK OF COMMERCE CAD COM CUSIP: 136069101 ACCOUNT NUMBER: 22869106	606.000	91.230	55,285.38	53,544.34	1,741.04	4.46	0.00
COCA-COLA EUROPEAN PARTNERS PLC CUSIP: G25839104 ACCOUNT NUMBER: 22869102	3,764.000	41.240	155,227.36	143,189.38	12,037.98	3.01	0.00
COMPASS GROUP PLC ADR CUSIP: 20449X401 ACCOUNT NUMBER: 22869102	6,364.000	21.850	139,053.40	118,033.21	21,020.19	2.00	933.45
DIAGEO PLC - ADR SPONSORED ADR CUSIP: 25243Q205 ACCOUNT NUMBER: 22869108	1,155.000	147.270	170,096.85	132,389.82	37,707.03	2.38	0.00
EATON CORP PLC CUSIP: G29183103 ACCOUNT NUMBER: 22869108	1,530.000	83.170	127,250.10	97,409.98	29,840.12	3.17	0.00
FERGUSON PLC CUSIP: 31502A204 ACCOUNT NUMBER: 22869102	16,982.000	7.900	134,157.80	106,986.53	27,171.27	1.77	0.00
FLEX LTD CUSIP: Y2573F102 ACCOUNT NUMBER: 22869108	6,550.000	13.960	91,438.00	115,466.02	- 24,028.02	0.00	0.00
GLAXOSMITHKLINE PLC - ADR SPONSORED ADR CUSIP: 37733W105 ACCOUNT NUMBER: 22869106	2,005.000	41.590	83,387.95	84,023.33	- 635.38	5.17	0.00

ASSET DETAIL *(continued)*

ASSET DESCRIPTION	QUANTITY	PRICE	MARKET VALUE AS OF 07/31/18	COST BASIS	UNREALIZED GAIN/LOSS	CURRENT YIELD	ACCRUED INCOME
Equities <i>(continued)</i>							
INTERNATIONAL EQUITIES <i>(continued)</i>							
IHS MARKIT LTD CUSIP: G47567105 ACCOUNT NUMBER: 22869104	1,336.000	53.030	70,848.08	54,943.94	15,904.14	0.00	0.00
ING GROEP N.V. - ADR SPONSORED ADR CUSIP: 456837103 ACCOUNT NUMBER: 22869102	4,977.000	15.270	75,998.79	74,734.63	1,264.16	4.24	0.00
INTERXION HOLDING NV CUSIP: N47279109 ACCOUNT NUMBER: 22869105	2,254.000	64.880	146,239.52	130,657.37	15,582.15	0.00	0.00
INVESCO LIMITED CUSIP: G491BT108 ACCOUNT NUMBER: 22869106	825.000	26.990	22,266.75	21,854.22	412.53	4.45	0.00
JAPAN TOBACCO, INC. CUSIP: 471105205 ACCOUNT NUMBER: 22869102	5,589.000	14.170	79,196.13	92,447.97	- 13,251.84	3.41	0.00
KONINKLIJKE PHILIPS N.V. CUSIP: 500472303 ACCOUNT NUMBER: 22869102	2,225.000	43.820	97,499.50	64,801.81	32,697.69	1.82	0.00
LIBERTY GLOBAL PLC CUSIP: G5480U120 ACCOUNT NUMBER: 22869104	993.000	27.140	26,950.02	33,070.65	- 6,120.63	0.00	0.00
LIBERTY GLOBAL PLC CUSIP: G5480U104 ACCOUNT NUMBER: 22869104	529.000	28.230	14,933.67	19,141.18	- 4,207.51	0.00	0.00
LVMH MOET HENNESSY UNSP ADR - ADR SPONSORED ADR CUSIP: 502441306 ACCOUNT NUMBER: 22869102	1,679.000	69.710	117,043.09	57,939.67	59,103.42	1.32	0.00
MANULIFE FINANCIAL CORP CUSIP: 56501R106 ACCOUNT NUMBER: 22869108	10,655.000	18.560	197,756.80	150,736.24	47,020.56	3.57	0.00

ASSET DETAIL *(continued)*

ASSET DESCRIPTION	QUANTITY	PRICE	MARKET VALUE AS OF 07/31/18	COST BASIS	UNREALIZED GAIN/LOSS	CURRENT YIELD	ACCRUED INCOME
Equities <i>(continued)</i>							
INTERNATIONAL EQUITIES <i>(continued)</i>							
NATIONAL GRID PLC CUSIP: 636274409 ACCOUNT NUMBER: 22869106	1,179.000	54.080	63,760.32	92,593.01	- 28,832.69	5.63	0.00
NESTLE S.A. REGISTERED SHARES - ADR SPONSORED ADR CUSIP: 641069406 ACCOUNT NUMBER: 22869102	1,724.000	81.510	140,523.24	121,581.60	18,941.64	2.49	0.00
NIELSEN HLDGS PLC CUSIP: G6518L108 ACCOUNT NUMBER: 22869102	2,784.000	23.560	65,591.04	100,200.13	- 34,609.09	5.94	0.00
NOVARTIS AG - ADR SPONSORED ADR CUSIP: 66987V109 ACCOUNT NUMBER: 22869102	1,951.000	83.900	163,688.90	158,771.25	4,917.65	2.96	0.00
NTT DOCOMO, INC. - ADR SPONSORED ADR CUSIP: 62942M201 ACCOUNT NUMBER: 22869102	3,938.000	25.735	101,344.43	94,533.97	6,810.46	3.10	0.00
PENTAIR PLC CUSIP: G7500T104 ACCOUNT NUMBER: 22869102	1,545.000	44.650	68,984.25	65,476.24	3,508.01	1.57	270.38
PUBLICIS GROUPE S.A. - ADR SPONSORED ADR CUSIP: 74463M106 ACCOUNT NUMBER: 22869102	4,038.000	15.940	64,365.72	69,304.38	- 4,938.66	2.89	0.00
RECKITT BENCKISER PLC CUSIP: 756255204 ACCOUNT NUMBER: 22869102	3,438.000	17.810	61,230.78	45,429.56	15,801.22	2.36	0.00
RESTAURANT BRANDS INTERNATIONAL INC. CUSIP: 76131D103 ACCOUNT NUMBER: 22869104	1,822.000	63.130	115,022.86	82,116.51	32,906.35	2.85	0.00

ASSET DETAIL *(continued)*

ASSET DESCRIPTION	QUANTITY	PRICE	MARKET VALUE AS OF 07/31/18	COST BASIS	UNREALIZED GAIN/LOSS	CURRENT YIELD	ACCRUED INCOME
Equities <i>(continued)</i>							
INTERNATIONAL EQUITIES <i>(continued)</i>							
ROCHE HOLDINGS LTD - ADR SPONSORED ADR CUSIP: 771195104 ACCOUNT NUMBER: 22869102	4,356.000	30.670	133,598.52	140,004.33	- 6,405.81	2.91	0.00
ROCHE HOLDINGS LTD - ADR SPONSORED ADR CUSIP: 771195104 ACCOUNT NUMBER: 22869108	5,685.000	30.670	174,358.95	188,305.56	- 13,946.61	2.91	0.00
ROYAL DUTCH SHELL PLC SPONSORED ADR REPSTG A SHS CUSIP: 780259206 ACCOUNT NUMBER: 22869102	1,316.000	68.370	89,974.92	83,847.86	6,127.06	4.67	0.00
SANOFI-AVENTIS CUSIP: 80105N105 ACCOUNT NUMBER: 22869102	1,609.000	43.360	69,766.24	83,822.04	- 14,055.80	2.77	0.00
SANOFI-AVENTIS CUSIP: 80105N105 ACCOUNT NUMBER: 22869106	916.000	43.360	39,717.76	38,224.83	1,492.93	2.77	0.00
SCHLUMBERGER LTD CUSIP: 806857108 ACCOUNT NUMBER: 22869108	2,815.000	67.520	190,068.80	256,229.28	- 66,160.48	2.96	0.00
SIEMENS AG CUSIP: 826197501 ACCOUNT NUMBER: 22869102	2,287.000	70.680	161,645.16	127,827.99	33,817.17	2.39	0.00
SILICON MOTION TECHNOLOGY CORPORATION CUSIP: 82706C108 ACCOUNT NUMBER: 22869109	709.000	53.370	37,839.33	32,454.48	5,384.85	2.23	0.00
SUMITOMO TRUST AND BANKING COMPANY CUSIP: 86562M209 ACCOUNT NUMBER: 22869102	10,381.000	7.970	82,736.57	89,743.75	- 7,007.18	3.29	0.00

ASSET DETAIL *(continued)*

ASSET DESCRIPTION	QUANTITY	PRICE	MARKET VALUE AS OF 07/31/18	COST BASIS	UNREALIZED GAIN/LOSS	CURRENT YIELD	ACCRUED INCOME
Equities <i>(continued)</i>							
INTERNATIONAL EQUITIES <i>(continued)</i>							
SUNCOR ENERGY INC NEW F CUSIP: 867224107 ACCOUNT NUMBER: 22869108	6,460.000	42.140	272,224.40	173,571.88	98,652.52	2.62	0.00
TE CONNECTIVITY LTD CUSIP: H84989104 ACCOUNT NUMBER: 22869102	701.000	93.570	65,592.57	55,147.81	10,444.76	1.88	0.00
TE CONNECTIVITY LTD CUSIP: H84989104 ACCOUNT NUMBER: 22869108	1,820.000	93.570	170,297.40	148,712.74	21,584.66	1.88	0.00
TELENOR ASA - ADR SPONSORED ADR CUSIP: 87944W105 ACCOUNT NUMBER: 22869102	2,947.000	19.510	57,495.97	60,554.68	- 3,058.71	3.85	0.00
TORONTO DOMINION BK ONT COM NEW CUSIP: 891160509 ACCOUNT NUMBER: 22869102	2,196.000	59.180	129,959.28	94,583.45	35,375.83	3.53	0.00
TOTAL S.A. - ADR SPONSORED ADR CUSIP: 89151E109 ACCOUNT NUMBER: 22869102	1,224.000	65.250	79,866.00	60,570.17	19,295.83	3.81	0.00
TOTAL S.A. - ADR SPONSORED ADR CUSIP: 89151E109 ACCOUNT NUMBER: 22869106	830.000	65.250	54,157.50	50,716.02	3,441.48	3.81	0.00
TOTAL S.A. - ADR SPONSORED ADR CUSIP: 89151E109 ACCOUNT NUMBER: 22869108	3,710.000	65.250	242,077.50	203,454.23	38,623.27	3.81	0.00
TRANSCANADA CORP COM CUSIP: 89353D107 ACCOUNT NUMBER: 22869102	1,741.000	44.950	78,257.95	82,758.45	- 4,500.50	4.77	0.00

ASSET DETAIL *(continued)*

ASSET DESCRIPTION	QUANTITY	PRICE	MARKET VALUE AS OF 07/31/18	COST BASIS	UNREALIZED GAIN/LOSS	CURRENT YIELD	ACCRUED INCOME
Equities <i>(continued)</i>							
INTERNATIONAL EQUITIES <i>(continued)</i>							
UBS GROUP AG CUSIP: H42097107 ACCOUNT NUMBER: 22869108	7,415.000	16.420	121,754.30	151,177.76	- 29,423.46	3.95	0.00
UNILEVER N.V. - ADR SPONSORED ADR CUSIP: 904784709 ACCOUNT NUMBER: 22869102	1,416.000	57.460	81,363.36	55,757.19	25,606.17	2.66	0.00
VEOLIA ENVIRONNEMENT SPONSORED ADR CUSIP: 92334N103 ACCOUNT NUMBER: 22869102	2,456.000	22.775	55,935.40	47,900.68	8,034.72	3.35	0.00
VODAFONE GROUP PLC CUSIP: 92857W308 ACCOUNT NUMBER: 22869106	2,930.000	24.550	71,931.50	91,746.63	- 19,815.13	7.16	6,968.81
Total International Equities			\$6,401,835.75	\$5,891,277.70	\$510,558.05	2.95%	\$9,608.01
DOMESTIC MUTUAL FUNDS							
ISHARES CORE MSCI EAFE ETF SYMBOL: IEFA CUSIP: 46432F842 ACCOUNT NUMBER: 22869100	28,200.000	\$64.920	\$1,830,744.00	\$1,863,121.50	- \$32,377.50	2.90%	\$0.00
ISHARES CORE S&P SMALL-CAP ETF SYMBOL: IJR CUSIP: 464287804 ACCOUNT NUMBER: 22869100	19,140.000	86.160	1,649,102.40	851,058.79	798,043.61	1.13	0.00
ISHARES RUSSELL 1000 GROWTH ETF SYMBOL: IWF CUSIP: 464287614 ACCOUNT NUMBER: 22869100	45,382.000	147.510	6,694,298.82	3,373,057.81	3,321,241.01	1.05	0.00
ISHARES S&P MID-CAP 400 GROWTH SYMBOL: IJK CUSIP: 464287606 ACCOUNT NUMBER: 22869100	2,775.000	227.880	632,367.00	311,682.45	320,684.55	0.94	0.00
SPDR S & P 500 ETF TRUST SYMBOL: SPY CUSIP: 78462F103 ACCOUNT NUMBER: 22869100	6,400.000	281.330	1,800,512.00	1,343,701.08	456,810.92	1.75	0.00



ASSET DETAIL *(continued)*

ASSET DESCRIPTION	QUANTITY	PRICE	MARKET VALUE AS OF 07/31/18	COST BASIS	UNREALIZED GAIN/LOSS	CURRENT YIELD	ACCRUED INCOME
Equities <i>(continued)</i>							
DOMESTIC MUTUAL FUNDS <i>(continued)</i>							
SPDR S&P MIDCAP 400 ETF TRUST SYMBOL: MDY CUSIP: 78467Y107 ACCOUNT NUMBER: 22869100	2,355.000	361.070	850,319.85	629,655.73	220,664.12	1.28	0.00
VANGUARD MIDCAP VIPER SYMBOL: VO CUSIP: 922908629 ACCOUNT NUMBER: 22869100	12,000.000	161.630	1,939,560.00	1,938,361.20	1,198.80	1.38	0.00
VANGUARD SMALL CAP VIPER SYMBOL: VB CUSIP: 922908751 ACCOUNT NUMBER: 22869100	20,000.000	158.500	3,170,000.00	3,030,278.00	139,722.00	1.35	0.00
Total Domestic Mutual Funds			\$18,566,904.07	\$13,340,916.56	\$5,225,987.51	1.40%	\$0.00
INTERNATIONAL MUTUAL FUNDS							
ISHARES CORE MSCI EMERGING MARKETS ETF SYMBOL: IEMG CUSIP: 46434G103 ACCOUNT NUMBER: 22869100	41,000.000	\$54.100	\$2,218,100.00	\$2,361,329.50	-\$143,229.50	2.62%	\$0.00
VAN ECK EMERGING MARKETS FUND CLASS I #407 SYMBOL: EMRIX CUSIP: 921075438 ACCOUNT NUMBER: 22869100	104,951.239	17.910	1,879,676.69	2,058,680.00	- 179,003.31	0.50	0.00
Total International Mutual Funds			\$4,097,776.69	\$4,420,009.50	-\$322,232.81	1.65%	\$0.00

ASSET DETAIL *(continued)*

ASSET DESCRIPTION	QUANTITY	PRICE	MARKET VALUE AS OF 07/31/18	COST BASIS	UNREALIZED GAIN/LOSS	CURRENT YIELD	ACCRUED INCOME
Equities <i>(continued)</i>							
SPECIALTY EQUITIES							
CALL WRITE AFFILIATED MANAGERS GP EXP 8/17/2018 STRIKE 160.00 ACCOUNT NUMBER: 22869108	- 5.000	\$280.000	- \$1,400.00	- \$770.81	- \$629.19	0.00%	\$0.00
CALL WRITE ALPHABET INC EXP 8/17/2018 STRIKE 1260.00 ACCOUNT NUMBER: 22869108	- 2.000	740.000	- 1,480.00	- 2,172.94	692.94	0.00	0.00
CALL WRITE AMERIPRISE FINANCIAL EXP 8/17/2018 STRIKE 150.00 ACCOUNT NUMBER: 22869108	- 4.000	93.000	- 372.00	- 765.66	393.66	0.00	0.00
CALL WRITE AMERIPRISE FINANCIAL EXP 9/21/2018 STRIKE 155.00 ACCOUNT NUMBER: 22869108	- 4.000	140.000	- 560.00	- 616.63	56.63	0.00	0.00
CALL WRITE AT&T INC EXP 8/17/2018 STRIKE 33.00 ACCOUNT NUMBER: 22869108	- 19.000	16.000	- 304.00	- 877.05	573.05	0.00	0.00
CALL WRITE BERKSHIRE HATHWAY INC EXP 8/17/2018 STRIKE 195.00 ACCOUNT NUMBER: 22869108	- 2.000	455.000	- 910.00	- 296.84	- 613.16	0.00	0.00
CALL WRITE BERKSHIRE HATHWAY INC EXP 8/24/2018 STRIKE 197.50 ACCOUNT NUMBER: 22869108	- 4.000	340.000	- 1,360.00	- 555.27	- 804.73	0.00	0.00
CALL WRITE BLACKROCK INC EXP 8/24/2018 STRIKE 527.50 ACCOUNT NUMBER: 22869108	- 1.000	165.000	- 165.00	- 417.98	252.98	0.00	0.00
CALL WRITE BOEING COMPANY EXP 8/31/2018 STRIKE 377.50 ACCOUNT NUMBER: 22869108	- 3.000	177.000	- 531.00	- 1,146.83	615.83	0.00	0.00
CALL WRITE CELANESE CORPORATION EXP 9/21/2018 STRIKE 120.00 ACCOUNT NUMBER: 22869108	- 10.000	258.000	- 2,580.00	- 991.79	- 1,588.21	0.00	0.00

ASSET DETAIL *(continued)*

ASSET DESCRIPTION	QUANTITY	PRICE	MARKET VALUE AS OF 07/31/18	COST BASIS	UNREALIZED GAIN/LOSS	CURRENT YIELD	ACCRUED INCOME
Equities <i>(continued)</i>							
SPECIALTY EQUITIES <i>(continued)</i>							
CALL WRITE CISCO SYSTEMS INC EXP 8/24/2018 STRIKE 44.50 ACCOUNT NUMBER: 22869108	- 21.000	38.000	- 798.00	- 876.25	78.25	0.00	0.00
CALL WRITE CITIGROUP INC EXP 8/17/2018 STRIKE 72.50 ACCOUNT NUMBER: 22869108	- 12.000	66.000	- 792.00	- 530.05	- 261.95	0.00	0.00
CALL WRITE CME GROUP INC EXP 8/17/2018 STRIKE 175.00 ACCOUNT NUMBER: 22869108	- 1.000	10.000	- 10.00	- 141.57	131.57	0.00	0.00
CALL WRITE COGNIZANT TECH SOLUTNS EXP 9/21/2018 STRIKE 87.50 ACCOUNT NUMBER: 22869108	- 10.000	45.000	- 450.00	- 862.75	412.75	0.00	0.00
CALL WRITE COMCAST CORP NEW CL A EXP 8/10/2018 STRIKE 36.00 ACCOUNT NUMBER: 22869100	- 8.000	38.000	- 304.00	- 297.28	- 6.72	0.00	0.00
CALL WRITE COMCAST CORP NEW CL A EXP 8/10/2018 STRIKE 36.00 ACCOUNT NUMBER: 22869108	- 23.000	38.000	- 874.00	- 854.70	- 19.30	0.00	0.00
CALL WRITE DISNEY WALT COMPANY EXP 8/17/2018 STRIKE 116.00 ACCOUNT NUMBER: 22869108	- 6.000	161.000	- 966.00	- 644.31	- 321.69	0.00	0.00
CALL WRITE EATON CORP PLC EXP 8/17/2018 STRIKE 80.00 ACCOUNT NUMBER: 22869108	- 1.000	317.000	- 317.00	- 64.15	- 252.85	0.00	0.00
CALL WRITE FLEXTRONICS INTL LTD EXP 8/17/2018 STRIKE 16.00 ACCOUNT NUMBER: 22869108	- 20.000	2.000	- 40.00	- 343.23	303.23	0.00	0.00
CALL WRITE GILEAD SCIENCES INC EXP 8/17/2018 STRIKE 80.00 ACCOUNT NUMBER: 22869108	- 8.000	76.000	- 608.00	- 1,205.83	597.83	0.00	0.00

ASSET DETAIL *(continued)*

ASSET DESCRIPTION	QUANTITY	PRICE	MARKET VALUE AS OF 07/31/18	COST BASIS	UNREALIZED GAIN/LOSS	CURRENT YIELD	ACCRUED INCOME
Equities <i>(continued)</i>							
SPECIALTY EQUITIES <i>(continued)</i>							
CALL WRITE HAIN CELESTIAL GRP INC EXP 8/17/2018 STRIKE 34.00 ACCOUNT NUMBER: 22869108	- 21.000	10.000	- 210.00	- 1,202.69	992.69	0.00	0.00
CALL WRITE HOME DEPOT INC EXP 8/10/2018 STRIKE 202.50 ACCOUNT NUMBER: 22869108	- 2.000	47.000	- 94.00	- 263.49	169.49	0.00	0.00
CALL WRITE HOME DEPOT INC EXP 8/24/2018 STRIKE 212.50 ACCOUNT NUMBER: 22869108	- 2.000	39.000	- 78.00	- 269.39	191.39	0.00	0.00
CALL WRITE ISHARES INC EXP 8/17/2018 STRIKE 54.00 ACCOUNT NUMBER: 22869100	- 82.000	93.000	- 7,626.00	- 3,858.22	- 3,767.78	0.00	0.00
CALL WRITE ISHARES RUSL 1000 GRW EXP 8/17/2018 STRIKE 150.00 ACCOUNT NUMBER: 22869100	- 136.000	35.000	- 4,760.00	- 11,349.53	6,589.53	0.00	0.00
CALL WRITE ISHARES S&P SMLCAP 600 EXP 8/17/2018 STRIKE 87.00 ACCOUNT NUMBER: 22869100	- 48.000	60.000	- 2,880.00	- 4,510.59	1,630.59	0.00	0.00
CALL WRITE JPMORGAN CHASE & CO EXP 8/31/2018 STRIKE 116.00 ACCOUNT NUMBER: 22869108	- 5.000	181.000	- 905.00	- 460.79	- 444.21	0.00	0.00
CALL WRITE JPMORGAN CHASE & CO EXP 9/21/2018 STRIKE 120.00 ACCOUNT NUMBER: 22869108	- 7.000	116.000	- 812.00	- 818.49	6.49	0.00	0.00
CALL WRITE LILLY ELI & COMPANY EXP 8/17/2018 STRIKE 90.00 ACCOUNT NUMBER: 22869108	- 6.000	908.000	- 5,448.00	- 659.16	- 4,788.84	0.00	0.00
CALL WRITE MICROSOFT CORP EXP 8/24/2018 STRIKE 107.00 ACCOUNT NUMBER: 22869108	- 17.000	172.000	- 2,924.00	- 1,712.41	- 1,211.59	0.00	0.00

ASSET DETAIL *(continued)*

ASSET DESCRIPTION	QUANTITY	PRICE	MARKET VALUE AS OF 07/31/18	COST BASIS	UNREALIZED GAIN/LOSS	CURRENT YIELD	ACCRUED INCOME
Equities <i>(continued)</i>							
SPECIALTY EQUITIES <i>(continued)</i>							
CALL WRITE NIKE INC EXP 8/10/2018 STRIKE 80.00 ACCOUNT NUMBER: 22869108	- 9.000	16.000	- 144.00	- 610.30	466.30	0.00	0.00
CALL WRITE NIKE INC EXP 8/17/2018 STRIKE 80.00 ACCOUNT NUMBER: 22869108	- 8.000	33.000	- 264.00	- 810.98	546.98	0.00	0.00
CALL WRITE PNC BANK CORP EXP 8/10/2018 STRIKE 146.00 ACCOUNT NUMBER: 22869108	- 1.000	149.000	- 149.00	- 109.22	- 39.78	0.00	0.00
CALL WRITE PNC BANK CORP EXP 8/17/2018 STRIKE 145.00 ACCOUNT NUMBER: 22869108	- 5.000	222.000	- 1,110.00	- 841.79	- 268.21	0.00	0.00
CALL WRITE SPDR S&P MIDCAP400 ETF EXP 8/10/2018 STRIKE 365.00 ACCOUNT NUMBER: 22869100	- 3.000	115.000	- 345.00	- 672.48	327.48	0.00	0.00
CALL WRITE SPDR S&P MIDCAP400 ETF EXP 8/17/2018 STRIKE 365.00 ACCOUNT NUMBER: 22869100	- 6.000	200.000	- 1,200.00	- 1,226.13	26.13	0.00	0.00
CALL WRITE SPDR S&P 500 ETF TRUST EXP 8/10/2018 STRIKE 278.00 ACCOUNT NUMBER: 22869100	- 13.000	446.000	- 5,798.00	- 1,679.60	- 4,118.40	0.00	0.00
CALL WRITE SPDR S&P 500 ETF TRUST EXP 8/17/2018 STRIKE 280.00 ACCOUNT NUMBER: 22869100	- 9.000	378.000	- 3,402.00	- 919.43	- 2,482.57	0.00	0.00
CALL WRITE SPDR S&P 500 ETF TRUST EXP 8/24/2018 STRIKE 283.00 ACCOUNT NUMBER: 22869100	- 13.000	228.000	- 2,964.00	- 3,018.22	54.22	0.00	0.00
CALL WRITE SPDR S&P 500 ETF TRUST EXP 8/3/2018 STRIKE 278.50 ACCOUNT NUMBER: 22869100	- 13.000	299.000	- 3,887.00	- 1,328.08	- 2,558.92	0.00	0.00

ASSET DETAIL *(continued)*

ASSET DESCRIPTION	QUANTITY	PRICE	MARKET VALUE AS OF 07/31/18	COST BASIS	UNREALIZED GAIN/LOSS	CURRENT YIELD	ACCRUED INCOME
Equities <i>(continued)</i>							
SPECIALTY EQUITIES <i>(continued)</i>							
CALL WRITE SPIRIT AEROSYS HLDGS EXP 8/17/2018 STRIKE 92.50 ACCOUNT NUMBER: 22869108	- 4.000	350.000	- 1,400.00	- 376.76	- 1,023.24	0.00	0.00
CALL WRITE SUNCOR ENERGY INC EXP 8/17/2018 STRIKE 44.00 ACCOUNT NUMBER: 22869108	- 24.000	21.000	- 504.00	- 969.39	465.39	0.00	0.00
CALL WRITE TARGET CORP EXP 8/17/2018 STRIKE 82.50 ACCOUNT NUMBER: 22869108	- 10.000	64.000	- 640.00	- 630.52	- 9.48	0.00	0.00
CALL WRITE TJX COMPANIES INC EXP 8/17/2018 STRIKE 100.00 ACCOUNT NUMBER: 22869108	- 8.000	50.000	- 400.00	- 650.39	250.39	0.00	0.00
CALL WRITE UNION PAC CORP EXP 8/10/2018 STRIKE 148.00 ACCOUNT NUMBER: 22869108	- 11.000	330.000	- 3,630.00	- 1,635.77	- 1,994.23	0.00	0.00
CALL WRITE UNITED PARCEL SERVICE EXP 8/31/2018 STRIKE 117.00 ACCOUNT NUMBER: 22869108	- 5.000	375.000	- 1,875.00	- 488.90	- 1,386.10	0.00	0.00
CALL WRITE UNITEDHEALTH GROUP INC EXP 8/24/2018 STRIKE 262.50 ACCOUNT NUMBER: 22869108	- 3.000	130.000	- 390.00	- 696.72	306.72	0.00	0.00
CALL WRITE UNITEDHEALTH GROUP INC EXP 9/21/2018 STRIKE 270.00 ACCOUNT NUMBER: 22869108	- 4.000	102.000	- 408.00	- 526.01	118.01	0.00	0.00
CALL WRITE VANGUARD REIT ETF EXP 8/17/2018 STRIKE 82.00 ACCOUNT NUMBER: 22869100	- 30.000	78.000	- 2,340.00	- 1,774.83	- 565.17	0.00	0.00
CALL WRITE VANGUARD REIT ETF EXP 9/21/2018 STRIKE 83.00 ACCOUNT NUMBER: 22869100	- 23.000	100.000	- 2,300.00	- 2,050.68	- 249.32	0.00	0.00



Account Statement For:
YUKON KUSKOKWIM HEALTH CORP-CONS

Period Covered: July 1, 2018 - July 31, 2018

Consolidated Account Number AGG228691

ASSET DETAIL *(continued)*

ASSET DESCRIPTION	QUANTITY	PRICE	MARKET VALUE AS OF 07/31/18	COST BASIS	UNREALIZED GAIN/LOSS	CURRENT YIELD	ACCRUED INCOME
Equities <i>(continued)</i>							
SPECIALTY EQUITIES <i>(continued)</i>							
HILTON GRAND VACATIONS INC SYMBOL: HGV CUSIP: 43283X105 ACCOUNT NUMBER: 22869105	2,728.000	34.590	94,361.52	101,529.90	- 7,168.38	0.00	0.00
LIBERTY EXPEDIA HOLDINGS INC SYMBOL: LEXEA CUSIP: 53046P109 ACCOUNT NUMBER: 22869104	370.000	48.170	17,822.90	12,738.65	5,084.25	0.00	0.00
VAREX IMAGING CORP SYMBOL: VREX CUSIP: 92214X106 ACCOUNT NUMBER: 22869109	725.000	38.240	27,724.00	26,431.77	1,292.23	0.00	0.00
Total Specialty Equities			\$66,200.42	\$80,147.44	- \$13,947.02	0.00%	\$0.00
Total Equities			\$46,649,936.70	\$37,360,194.91	\$9,289,741.79	1.83%	\$25,834.89



Account Statement For:
YUKON KUSKOKWIM HEALTH CORP-CONS

Period Covered: July 1, 2018 - July 31, 2018

Consolidated Account Number AGG228691

ASSET DETAIL (continued)

ASSET DESCRIPTION	QUANTITY	PRICE	MARKET VALUE AS OF 07/31/18	COST BASIS	UNREALIZED GAIN/LOSS	CURRENT YIELD	ACCRUED INCOME
Alternative Investments							
OTHER							
BOSTON PARTNERS LONG/SHORT RESEARCH FUND CLASS INS #7015 SYMBOL: BPIRX CUSIP: 74925K581 ACCOUNT NUMBER: 22869100	141,940.964	\$16.780	\$2,381,769.38	\$2,151,210.00	\$230,559.38	0.00%	\$0.00
CARLYLE ENERGY MEZZANINE ACCESS ASP FUND LLC - CLASS IE1 (RESTRICTED) ACCOUNT NUMBER: 22869100	989.769	330.858	327,473.42	751,488.10	- 424,014.68	0.00	0.00
NAVIGANT CONSULTING CO SYMBOL: NCI CUSIP: 63935N107 ACCOUNT NUMBER: 22869109	1,809.000	21.760	39,363.84	34,002.32	5,361.52	0.00	0.00
NEUBERGER BERMAN LONG SHORT FUND CLASS INS #1830 SYMBOL: NLSIX CUSIP: 64128R608 ACCOUNT NUMBER: 22869100	155,179.221	15.030	2,332,343.69	2,130,950.00	201,393.69	0.00	0.00
PRINCIPAL GLOBAL MULTI-STRATEGY FUND CLASS R6 #8232 SYMBOL: PGLSX CUSIP: 742537236 ACCOUNT NUMBER: 22869100	79,860.506	11.190	893,639.06	916,000.00	- 22,360.94	0.85	0.00
Total Other			\$5,974,589.39	\$5,983,650.42	- \$9,061.03	0.13%	\$0.00
Total Alternative Investments			\$5,974,589.39	\$5,983,650.42	- \$9,061.03	0.13%	\$0.00

ASSET DETAIL (continued)

ASSET DESCRIPTION	QUANTITY	PRICE	MARKET VALUE AS OF 07/31/18	COST BASIS	UNREALIZED GAIN/LOSS	CURRENT YIELD	ACCRUED INCOME
Real Assets							
REAL ESTATE INVESTMENT TRUSTS (REITS)							
ALEXANDRIA REAL ESTATE EQUITIES INC COM SYMBOL: ARE CUSIP: 015271109 ACCOUNT NUMBER: 22869105	2,490.000	\$127.440	\$317,325.60	\$295,725.15	\$21,600.45	2.92%	\$0.00
AMERICAN HOMES 4 RENT SYMBOL: AMH CUSIP: 02665T306 ACCOUNT NUMBER: 22869105	3,713.000	22.140	82,205.82	76,189.11	6,016.71	0.90	0.00
AMERICAN TOWER CORP SYMBOL: AMT CUSIP: 03027X100 ACCOUNT NUMBER: 22869105	815.000	148.240	120,815.60	111,242.18	9,573.42	2.08	0.00
APARTMENT INVT & MGMT CO CL A SYMBOL: AIV CUSIP: 03748R101 ACCOUNT NUMBER: 22869105	5,592.000	42.650	238,498.80	224,386.01	14,112.79	3.56	0.00
AVALONBAY CMNTYS INC COM SYMBOL: AVB CUSIP: 053484101 ACCOUNT NUMBER: 22869105	2,599.000	176.850	459,633.15	434,316.58	25,316.57	3.32	0.00
BOSTON PROPERTIES INC COM SYMBOL: BXP CUSIP: 101121101 ACCOUNT NUMBER: 22869105	974.000	125.530	122,266.22	120,786.78	1,479.44	2.55	0.00
CORPORATE OFFICE PROPERTIES COM SYMBOL: OFC CUSIP: 22002T108 ACCOUNT NUMBER: 22869105	1,621.000	29.740	48,208.54	46,378.20	1,830.34	3.70	0.00
CROWN CASTLE INTERNATIONAL CORP. SYMBOL: CCI CUSIP: 22822V101 ACCOUNT NUMBER: 22869105	1,021.000	110.830	113,157.43	106,673.14	6,484.29	3.79	0.00
CROWN CASTLE INTERNATIONAL CORP. SYMBOL: CCI CUSIP: 22822V101 ACCOUNT NUMBER: 22869106	672.000	110.830	74,477.76	62,189.12	12,288.64	3.79	0.00
CUBESMART SYMBOL: CUBE CUSIP: 229663109 ACCOUNT NUMBER: 22869105	3,930.000	30.360	119,314.80	107,962.53	11,352.27	3.95	0.00

ASSET DETAIL *(continued)*

ASSET DESCRIPTION	QUANTITY	PRICE	MARKET VALUE AS OF 07/31/18	COST BASIS	UNREALIZED GAIN/LOSS	CURRENT YIELD	ACCRUED INCOME
Real Assets <i>(continued)</i>							
REAL ESTATE INVESTMENT TRUSTS (REITS) <i>(continued)</i>							
DCT INDUSTRIAL TRUST INC. SYMBOL: DCT CUSIP: 233153204 ACCOUNT NUMBER: 22869105	2,384.000	66.870	159,418.08	142,242.26	17,175.82	2.15	0.00
DDR CORP 6.375% PFD SER A CUSIP: 23317H870 ACCOUNT NUMBER: 22869107	463.000	25.540	11,825.02	11,245.86	579.16	6.24	0.00
DDR CORP. SYMBOL: DDR CUSIP: 23317H854 ACCOUNT NUMBER: 22869105	2,627.000	13.700	35,989.90	51,566.71	- 15,576.81	11.09	0.00
DUKE REALTY CORPORATION SYMBOL: DRE CUSIP: 264411505 ACCOUNT NUMBER: 22869105	6,416.000	29.120	186,833.92	165,289.69	21,544.23	2.75	0.00
EASTERLY GOVERNMENT PROPERTIES SYMBOL: DEA CUSIP: 27616P103 ACCOUNT NUMBER: 22869109	2,641.000	18.950	50,046.95	51,751.62	- 1,704.67	5.49	0.00
EDUCATION REALTY TRUST, INC. SYMBOL: EDR CUSIP: 28140H203 ACCOUNT NUMBER: 22869109	1,248.000	41.360	51,617.28	38,454.75	13,162.53	3.77	0.00
EPR PROPERTIES SYMBOL: EPR CUSIP: 26884U109 ACCOUNT NUMBER: 22869105	2,551.000	66.490	169,615.99	148,930.44	20,685.55	6.50	918.36
EQUINIX, INC. SYMBOL: EQIX CUSIP: 29444U700 ACCOUNT NUMBER: 22869104	92.000	439.280	40,413.76	29,149.55	11,264.21	2.08	0.00
EQUINIX, INC. SYMBOL: EQIX CUSIP: 29444U700 ACCOUNT NUMBER: 22869105	1,330.000	439.280	584,242.40	511,385.22	72,857.18	2.08	0.00
EQUITY LIFESTYLE PPTYS INC COM SYMBOL: ELS CUSIP: 29472R108 ACCOUNT NUMBER: 22869105	1,252.000	90.990	113,919.48	98,954.85	14,964.63	2.42	0.00

ASSET DETAIL *(continued)*

ASSET DESCRIPTION	QUANTITY	PRICE	MARKET VALUE AS OF 07/31/18	COST BASIS	UNREALIZED GAIN/LOSS	CURRENT YIELD	ACCRUED INCOME
Real Assets <i>(continued)</i>							
REAL ESTATE INVESTMENT TRUSTS (REITS) <i>(continued)</i>							
EQUITY RESIDENTIAL PPTYS TR SH BEN INT SYMBOL: EQR CUSIP: 29476L107 ACCOUNT NUMBER: 22869105	1,378.000	65.430	90,162.54	85,724.68	4,437.86	3.30	0.00
ESSEX PPTY TR COM SYMBOL: ESS CUSIP: 297178105 ACCOUNT NUMBER: 22869105	1,552.000	240.450	373,178.40	349,109.45	24,068.95	3.09	0.00
EXTRA SPACE STORAGE INC COM SYMBOL: EXR CUSIP: 30225T102 ACCOUNT NUMBER: 22869105	2,277.000	93.970	213,969.69	185,261.65	28,708.04	3.66	0.00
FIRST INDL RLTY TR INC COM SYMBOL: FR CUSIP: 32054K103 ACCOUNT NUMBER: 22869105	2,105.000	32.550	68,517.75	55,418.55	13,099.20	2.67	0.00
FOREST CITY REALTY TRUST INC SYMBOL: FCE.A CUSIP: 345605109 ACCOUNT NUMBER: 22869104	497.000	24.970	12,410.09	10,334.99	2,075.10	2.88	0.00
GGP INC SYMBOL: GGP CUSIP: 36174X101 ACCOUNT NUMBER: 22869105	1,961.000	21.320	41,808.52	48,525.76	-6,717.24	4.13	0.00
HCP INC SYMBOL: HCP CUSIP: 40414L109 ACCOUNT NUMBER: 22869105	2,856.000	25.900	73,970.40	72,923.44	1,046.96	5.71	0.00
HEALTHCARE TRUST OF AMERICA, INC. SYMBOL: HTA CUSIP: 42225P501 ACCOUNT NUMBER: 22869105	7,476.000	27.320	204,244.32	198,074.74	6,169.58	4.47	0.00
HUDSON PACIFIC PROPERTIES INC SYMBOL: HPP CUSIP: 444097109 ACCOUNT NUMBER: 22869105	3,050.000	34.260	104,493.00	97,587.52	6,905.48	2.92	0.00
INVITATION HOMES INC SYMBOL: INVH CUSIP: 46187W107 ACCOUNT NUMBER: 22869105	16,055.000	23.110	371,031.05	340,304.21	30,726.84	1.90	0.00



ASSET DETAIL *(continued)*

ASSET DESCRIPTION	QUANTITY	PRICE	MARKET VALUE AS OF 07/31/18	COST BASIS	UNREALIZED GAIN/LOSS	CURRENT YIELD	ACCRUED INCOME
Real Assets <i>(continued)</i>							
REAL ESTATE INVESTMENT TRUSTS (REITS) <i>(continued)</i>							
KILROY REALTY CORP COM SYMBOL: KRC CUSIP: 49427F108 ACCOUNT NUMBER: 22869105	2,793.000	72.950	203,749.35	191,285.09	12,464.26	2.49	0.00
KIMCO REALTY CORP 5.125% PFD SER L CUSIP: 49446R737 ACCOUNT NUMBER: 22869107	297.000	22.740	6,753.66	6,824.97	- 71.31	5.63	0.00
KIMCO REALTY CORP 5.250% PFD SER M CUSIP: 49446R711 ACCOUNT NUMBER: 22869107	596.000	22.670	13,511.32	13,858.17	- 346.85	5.79	0.00
KIMCO REALTY CORP 5.500% PFD SER J CUSIP: 49446R778 ACCOUNT NUMBER: 22869107	235.000	24.250	5,698.75	5,676.82	21.93	5.67	0.00
LTC PROPERTIES INC COM SYMBOL: LTC CUSIP: 502175102 ACCOUNT NUMBER: 22869109	852.000	42.170	35,928.84	32,185.07	3,743.77	5.41	0.00
NATIONAL RETAIL PROP INC 5.200% PFD SER F CUSIP: 637417874 ACCOUNT NUMBER: 22869107	900.000	24.270	21,843.00	21,042.02	800.98	5.36	0.00
PHYSICIANS REALTY TRUST SYMBOL: DOC CUSIP: 71943U104 ACCOUNT NUMBER: 22869105	4,456.000	15.760	70,226.56	70,100.85	125.71	5.84	0.00
PROLOGIS, INC. SYMBOL: PLD CUSIP: 74340W103 ACCOUNT NUMBER: 22869105	5,651.000	65.620	370,818.62	308,430.80	62,387.82	2.93	0.00
PS BUSINESS PARKS INC 5.200% PFD SER Y CUSIP: 69360J578 ACCOUNT NUMBER: 22869107	606.000	23.420	14,192.52	14,393.27	- 200.75	5.55	0.00

ASSET DETAIL *(continued)*

ASSET DESCRIPTION	QUANTITY	PRICE	MARKET VALUE AS OF 07/31/18	COST BASIS	UNREALIZED GAIN/LOSS	CURRENT YIELD	ACCRUED INCOME
Real Assets <i>(continued)</i>							
REAL ESTATE INVESTMENT TRUSTS (REITS) <i>(continued)</i>							
PS BUSINESS PARKS INC 5.250% PFD CUSIP: 69360J594 ACCOUNT NUMBER: 22869107	295.000	23.900	7,050.50	7,014.81	35.69	5.49	0.00
PUBLIC STORAGE INC COM SYMBOL: PSA CUSIP: 74460D109 ACCOUNT NUMBER: 22869105	756.000	217.830	164,679.48	160,367.58	4,311.90	3.67	0.00
PUBLIC STORAGE INC COM SYMBOL: PSA CUSIP: 74460D109 ACCOUNT NUMBER: 22869106	267.000	217.830	58,160.61	56,956.83	1,203.78	3.67	0.00
PUBLIC STORAGE 5.050% PFD SER G CUSIP: 74460W669 ACCOUNT NUMBER: 22869107	177.000	24.730	4,377.21	4,217.48	159.73	5.10	0.00
PUBLIC STORAGE 5.200% PFD SER X CUSIP: 74460W107 ACCOUNT NUMBER: 22869107	141.000	24.864	3,505.78	3,466.11	39.67	5.23	0.00
PUBLIC STORAGE 5.400% PFD SER B CUSIP: 74460W776 ACCOUNT NUMBER: 22869107	162.000	25.380	4,111.56	4,103.21	8.35	5.32	0.00
PUBLIC STORAGE 6.000 PFD SER Z CUSIP: 74460W826 ACCOUNT NUMBER: 22869107	398.000	25.912	10,313.06	10,583.30	- 270.24	5.79	0.00
PUBLIC STORAGE 6.375% PFD SER Y CUSIP: 74460W842 ACCOUNT NUMBER: 22869107	285.000	25.840	7,364.40	7,707.76	- 343.36	6.17	0.00
REALTY INCOME CORP COM SYMBOL: O CUSIP: 756109104 ACCOUNT NUMBER: 22869106	365.000	55.770	20,356.05	23,000.04	- 2,643.99	4.73	80.30

ASSET DETAIL *(continued)*

ASSET DESCRIPTION	QUANTITY	PRICE	MARKET VALUE AS OF 07/31/18	COST BASIS	UNREALIZED GAIN/LOSS	CURRENT YIELD	ACCRUED INCOME
Real Assets <i>(continued)</i>							
REAL ESTATE INVESTMENT TRUSTS (REITS) <i>(continued)</i>							
REGENCY CENTERS CORP SYMBOL: REG CUSIP: 758849103 ACCOUNT NUMBER: 22869105	4,262.000	63.630	271,191.06	263,139.21	8,051.85	3.49	0.00
RETAIL VALUE INC. SYMBOL: RVI CUSIP: 76133Q102 ACCOUNT NUMBER: 22869105	262.000	33.040	8,656.48	8,423.42	233.06	0.00	0.00
SAUL CTRS INC COM SYMBOL: BFS CUSIP: 804395101 ACCOUNT NUMBER: 22869105	671.000	53.280	35,750.88	34,857.88	893.00	3.90	0.00
SBA COMMUNICATIONS CORPORATION SYMBOL: SBAC CUSIP: 78410G104 ACCOUNT NUMBER: 22869104	895.000	158.250	141,633.75	105,635.14	35,998.61	0.00	0.00
SENIOR HOUSING PROP TRUS 5.625% PFD CUSIP: 81721M208 ACCOUNT NUMBER: 22869107	594.000	24.451	14,523.89	14,799.07	- 275.18	5.75	208.83
SIMON PROPERTY GROUP INC SYMBOL: SPG CUSIP: 828806109 ACCOUNT NUMBER: 22869105	3,438.000	176.210	605,809.98	598,423.58	7,386.40	4.40	0.00
SL GREEN REALTY CORP COM SYMBOL: SLG CUSIP: 78440X101 ACCOUNT NUMBER: 22869105	1,444.000	103.110	148,890.84	143,273.32	5,617.52	3.15	0.00
SPIRIT MTA REIT SYMBOL: SMTA CUSIP: 84861U105 ACCOUNT NUMBER: 22869105	985.000	9.990	9,840.15	9,337.78	502.37	0.00	0.00
SPIRIT RLTY CAP INC NEW SYMBOL: SRC CUSIP: 84860W102 ACCOUNT NUMBER: 22869105	9,852.000	8.370	82,461.24	92,375.89	- 9,914.65	8.60	0.00
STORE CAPITAL CORPORATION SYMBOL: STOR CUSIP: 862121100 ACCOUNT NUMBER: 22869105	6,092.000	27.450	167,225.40	144,883.95	22,341.45	4.52	0.00

ASSET DETAIL *(continued)*

ASSET DESCRIPTION	QUANTITY	PRICE	MARKET VALUE AS OF 07/31/18	COST BASIS	UNREALIZED GAIN/LOSS	CURRENT YIELD	ACCRUED INCOME
Real Assets <i>(continued)</i>							
REAL ESTATE INVESTMENT TRUSTS (REITS) <i>(continued)</i>							
SUN CMNTYS INC COM SYMBOL: SUI CUSIP: 866674104 ACCOUNT NUMBER: 22869105	1,864.000	96.960	180,733.44	147,996.13	32,737.31	2.93	0.00
SUNSTONE HOTEL INVS INC NEW COM SYMBOL: SHO CUSIP: 867892101 ACCOUNT NUMBER: 22869105	8,694.000	16.270	141,451.38	125,785.56	15,665.82	4.49	0.00
TANGER FACTORY OUTLET CTR SYMBOL: SKT CUSIP: 875465106 ACCOUNT NUMBER: 22869105	2,937.000	23.850	70,047.45	73,895.85	- 3,848.40	5.87	1,027.95
TERRENO REALTY CORP SYMBOL: TRNO CUSIP: 88146M101 ACCOUNT NUMBER: 22869105	1,611.000	36.910	59,462.01	49,658.46	9,803.55	2.38	0.00
VENTAS INC COM SYMBOL: VTR CUSIP: 92276F100 ACCOUNT NUMBER: 22869106	730.000	56.380	41,157.40	45,863.60	- 4,706.20	5.60	0.00
VENTAS REALTY LP/CAP CRP 5.450% PFD CUSIP: 92276M204 ACCOUNT NUMBER: 22869107	443.000	24.990	11,070.57	11,429.02	- 358.45	5.45	0.00
VORNADO REALTY TRUST SYMBOL: VNO CUSIP: 929042109 ACCOUNT NUMBER: 22869105	936.000	71.920	67,317.12	67,227.54	89.58	3.50	0.00
VORNADO REALTY TRUST 5.250% PFD SER M CUSIP: 929042828 ACCOUNT NUMBER: 22869107	601.000	23.160	13,919.16	14,182.22	- 263.06	5.67	0.00
VORNADO REALTY TRUST 5.400% PFD SER L CUSIP: 929042844 ACCOUNT NUMBER: 22869107	236.000	24.470	5,774.92	5,730.56	44.36	5.52	0.00

ASSET DETAIL *(continued)*

ASSET DESCRIPTION	QUANTITY	PRICE	MARKET VALUE AS OF 07/31/18	COST BASIS	UNREALIZED GAIN/LOSS	CURRENT YIELD	ACCRUED INCOME
Real Assets <i>(continued)</i>							
REAL ESTATE INVESTMENT TRUSTS (REITS) <i>(continued)</i>							
WELLTOWER INC SYMBOL: WELL CUSIP: 95040Q104 ACCOUNT NUMBER: 22869105	4,950.000	62.600	309,870.00	297,001.75	12,868.25	5.56	0.00
WELLTOWER INC SYMBOL: WELL CUSIP: 95040Q104 ACCOUNT NUMBER: 22869106	638.000	62.600	39,938.80	43,396.03	- 3,457.23	5.56	0.00
WEYERHAEUSER CO SYMBOL: WY CUSIP: 962166104 ACCOUNT NUMBER: 22869105	2,621.000	34.180	89,585.78	92,018.51	- 2,432.73	3.74	0.00
Total Real Estate Investment Trusts (Reits)			\$8,192,565.23	\$7,608,633.39	\$583,931.84	3.52%	\$2,235.44
REAL ASSET FUNDS							
E-TRACS ALERIAN MLP INFRASTRUCTURE ETN DTD 04/01/10 04/02/2040 SYMBOL: MLPI CUSIP: 902641646 ACCOUNT NUMBER: 22869100	45,300.000	\$24.090	\$1,091,277.00	\$1,659,127.29	- \$567,850.29	6.70%	\$0.00
JAMES ALPHA GLOBAL REAL ESTATE INVESTMENTS PORTFOLIO CLASS I SYMBOL: JARIX CUSIP: 803431410 ACCOUNT NUMBER: 22869100	99,999.237	19.270	1,926,985.30	1,865,600.00	61,385.30	3.82	0.00
SIGULER GUFF DISTRESSED REAL ESTATE ASP FUND CLASS I1 (RESTRICTED) ACCOUNT NUMBER: 22869100	605.899	782.982	474,407.83	632,044.14	- 157,636.31	0.00	0.00



Account Statement For:
YUKON KUSKOKWIM HEALTH CORP-CONS

Period Covered: July 1, 2018 - July 31, 2018

Consolidated Account Number AGG228691

ASSET DETAIL *(continued)*

ASSET DESCRIPTION	QUANTITY	PRICE	MARKET VALUE AS OF 07/31/18	COST BASIS	UNREALIZED GAIN/LOSS	CURRENT YIELD	ACCRUED INCOME
Real Assets <i>(continued)</i>							
REAL ASSET FUNDS <i>(continued)</i>							
VANGUARD REAL ESTATE ETF SYMBOL: VNQ CUSIP: 922908553 ACCOUNT NUMBER: 22869100	15,363.000	81.940	1,258,844.22	1,251,512.58	7,331.64	4.34	0.00
Total Real Asset Funds			\$4,751,514.35	\$5,408,284.01	- \$656,769.66	4.24%	\$0.00
Total Real Assets			\$12,944,079.58	\$13,016,917.40	- \$72,837.82	3.78%	\$2,235.44
<hr/>							
TOTAL ASSETS			ACCOUNT VALUE AS OF 07/31/18 \$95,987,076.42	COST BASIS \$87,501,878.02	UNREALIZED GAIN/LOSS \$8,485,198.40		ACCRUED INCOME \$124,175.06



Account Statement For:
YUKON KUSKOKWIM HEALTH CORP-CONS

Period Covered: July 1, 2018 - July 31, 2018

Consolidated Account Number AGG228691

TRANSACTION DETAIL

DATE	ACCOUNT NUMBER	QUANTITY	DESCRIPTION	AMOUNT	COST BASIS
			Beginning Balance	\$13,816.20	\$87,167,424.22
Purchases					
07/27/18	22869101	250,000.000	ABBOTT LABORATORIES 2.000% 3/15/20 ON TRADE DATE 07/25/2018 PURCHASED THROUGH MILLENNIUM ADVISORS, LLC CUSIP: 002824AZ3 TRADE PRICE: 98.4930% OF PV	-\$246,232.50	\$246,232.50
07/31/18	22869106	124.000	ABBVIE INC ON TRADE DATE 07/27/2018 PURCHASED THROUGH BNY BROKERAGE INC. SYMBOL: ABBV CUSIP: 00287Y109 COMM: \$2.48 TRADE PRICE: \$89.4389	- 11,092.90	11,092.90
07/30/18	22869104	74.000	ANSYS INC ON TRADE DATE 07/26/2018 PURCHASED THROUGH BNY BROKERAGE INC. SYMBOL: ANSS CUSIP: 03662Q105 COMM: \$1.48 TRADE PRICE: \$177.4455	- 13,132.45	13,132.45
07/30/18	22869104	181.000	ARCH CAPITAL GROUP LTD ON TRADE DATE 07/26/2018 PURCHASED THROUGH BNY BROKERAGE INC. SYMBOL: ACGL CUSIP: G0450A105 COMM: \$3.62 TRADE PRICE: \$29.9643	- 5,427.16	5,427.16
07/12/18	22869105	238.000	AVALONBAY CMNTYS INC ON TRADE DATE 07/10/2018 PURCHASED THROUGH BNY BROKERAGE INC. SYMBOL: AVB CUSIP: 053484101 COMM: \$4.76 TRADE PRICE: \$172.6906	- 41,105.12	41,105.12
07/23/18	22869101	200,000.000	BANK OF MONTREAL 1.750% 9/11/19 ON TRADE DATE 07/19/2018 PURCHASED THROUGH MILLENNIUM ADVISORS, LLC CUSIP: 06367TF96 TRADE PRICE: 98.7080% OF PV	- 197,416.00	197,416.00



Account Statement For:
YUKON KUSKOKWIM HEALTH CORP-CONS

Period Covered: July 1, 2018 - July 31, 2018

Consolidated Account Number AGG228691

TRANSACTION DETAIL *(continued)*

DATE	ACCOUNT NUMBER	QUANTITY	DESCRIPTION	AMOUNT	COST BASIS
07/27/18	22869101	250,000.000	BB&T CORPORATION 2.450% 1/15/20 ON TRADE DATE 07/25/2018 PURCHASED THROUGH MORGAN STANLEY & CO. CUSIP: 05531FAS2 TRADE PRICE: 99.2420% OF PV	- 248,105.00	248,105.00
07/30/18	22869104	54.000	CDK GLOBAL INC ON TRADE DATE 07/26/2018 PURCHASED THROUGH BNY BROKERAGE INC. SYMBOL: CDK CUSIP: 12508E101 COMM: \$1.08 TRADE PRICE: \$64.0637	- 3,460.52	3,460.52
07/02/18	22869109	815.000	CTS CORP ON TRADE DATE 06/28/2018 PURCHASED THROUGH BNY BROKERAGE INC. SYMBOL: CTS CUSIP: 126501105 COMM: \$16.30 TRADE PRICE: \$36.3250	- 29,621.18	29,621.18
07/02/18	22869109	268.000	EMERGENT BIOSOLUTIONS INC ON TRADE DATE 06/28/2018 PURCHASED THROUGH BNY BROKERAGE INC. SYMBOL: EBS CUSIP: 29089Q105 COMM: \$5.36 TRADE PRICE: \$50.2725	- 13,478.39	13,478.39
07/25/18	22869105	47.000	EQUINIX INC ON TRADE DATE 07/23/2018 PURCHASED THROUGH BNY BROKERAGE INC. SYMBOL: EQIX CUSIP: 29444U700 COMM: \$0.94 TRADE PRICE: \$428.1143	- 20,122.31	20,122.31
07/30/18	22869104	113.000	FIRST REPUBLIC BANK/SAN FRANCI ON TRADE DATE 07/26/2018 PURCHASED THROUGH BNY BROKERAGE INC. SYMBOL: FRC CUSIP: 33616C100 COMM: \$2.26 TRADE PRICE: \$100.2832	- 11,334.26	11,334.26



Account Statement For:
YUKON KUSKOKWIM HEALTH CORP-CONS

Period Covered: July 1, 2018 - July 31, 2018

Consolidated Account Number AGG228691

TRANSACTION DETAIL *(continued)*

DATE	ACCOUNT NUMBER	QUANTITY	DESCRIPTION	AMOUNT	COST BASIS
07/30/18	22869104	113.000	FNF GROUP ON TRADE DATE 07/26/2018 PURCHASED THROUGH BNY BROKERAGE INC. SYMBOL: FNF CUSIP: 31620R303 COMM: \$2.26 TRADE PRICE: \$40.9120	- 4,625.32	4,625.32
07/23/18	22869101	200,000.000	FORD MOTOR CREDIT CO 2.681% 1/09/20 ON TRADE DATE 07/19/2018 PURCHASED THROUGH MILLENNIUM ADVISORS, LLC CUSIP: 345397YE7 TRADE PRICE: 99.1870% OF PV	- 198,374.00	198,374.00
07/30/18	22869104	56.000	HEICO CORP CL A ON TRADE DATE 07/26/2018 PURCHASED THROUGH BNY BROKERAGE INC. SYMBOL: HEI.A CUSIP: 422806208 COMM: \$1.12 TRADE PRICE: \$65.5713	- 3,673.11	3,673.11
07/25/18	22869105	808.000	HILTON GRAND VACATIONS INC ON TRADE DATE 07/23/2018 PURCHASED THROUGH BNY BROKERAGE INC. SYMBOL: HGV CUSIP: 43283X105 COMM: \$16.16 TRADE PRICE: \$34.7087	- 28,060.79	28,060.79
07/30/18	22869104	57.000	HILTON WORLDWIDE HOLDINGS IN ON TRADE DATE 07/26/2018 PURCHASED THROUGH BNY BROKERAGE INC. SYMBOL: HLT CUSIP: 43300A203 COMM: \$1.14 TRADE PRICE: \$80.1714	- 4,570.91	4,570.91
07/31/18	22869106	423.000	INVESCO LIMITED ON TRADE DATE 07/27/2018 PURCHASED THROUGH BNY BROKERAGE INC. SYMBOL: IVZ CUSIP: G491BT108 COMM: \$8.46 TRADE PRICE: \$25.8985	- 10,963.53	10,963.53



Account Statement For:
YUKON KUSKOKWIM HEALTH CORP-CONS

Period Covered: July 1, 2018 - July 31, 2018

Consolidated Account Number AGG228691

TRANSACTION DETAIL *(continued)*

DATE	ACCOUNT NUMBER	QUANTITY	DESCRIPTION	AMOUNT	COST BASIS
Purchases <i>(continued)</i>					
07/30/18	22869104	66.000	KAR AUCTION SERVICES INC ON TRADE DATE 07/26/2018 PURCHASED THROUGH BNY BROKERAGE INC. SYMBOL: KAR CUSIP: 48238T109 COMM: \$1.32 TRADE PRICE: \$58.6639	- 3,873.14	3,873.14
07/30/18	22869104	176.000	KENNEDY-WILSON HOLDINGS INC ON TRADE DATE 07/26/2018 PURCHASED THROUGH BNY BROKERAGE INC. SYMBOL: KW CUSIP: 489398107 COMM: \$3.52 TRADE PRICE: \$20.9947	- 3,698.59	3,698.59
07/13/18	22869109	494.000	LYDALL INC ON TRADE DATE 07/11/2018 PURCHASED THROUGH BNY BROKERAGE INC. SYMBOL: LDL CUSIP: 550819106 COMM: \$9.88 TRADE PRICE: \$44.8610	- 22,171.21	22,171.21
07/31/18	22869109	131.000	LYDALL INC ON TRADE DATE 07/27/2018 PURCHASED THROUGH BNY BROKERAGE INC. SYMBOL: LDL CUSIP: 550819106 COMM: \$2.62 TRADE PRICE: \$45.2516	- 5,930.58	5,930.58
07/30/18	22869104	7.000	MARKEL HOLDINGS ON TRADE DATE 07/26/2018 PURCHASED THROUGH BNY BROKERAGE INC. SYMBOL: MKL CUSIP: 570535104 COMM: \$0.14 TRADE PRICE: \$1,154.7100	- 8,083.11	8,083.11
07/30/18	22869104	49.000	MSCI INC ON TRADE DATE 07/26/2018 PURCHASED THROUGH BNY BROKERAGE INC. SYMBOL: MSCI CUSIP: 55354G100 COMM: \$0.98 TRADE PRICE: \$174.5204	- 8,552.48	8,552.48



Account Statement For:
YUKON KUSKOKWIM HEALTH CORP-CONS

Period Covered: July 1, 2018 - July 31, 2018

Consolidated Account Number AGG228691

TRANSACTION DETAIL *(continued)*

DATE	ACCOUNT NUMBER	QUANTITY	DESCRIPTION	AMOUNT	COST BASIS
Purchases <i>(continued)</i>					
07/31/18	22869106	296.000	PFIZER INC ON TRADE DATE 07/27/2018 PURCHASED THROUGH BNY BROKERAGE INC. SYMBOL: PFE CUSIP: 717081103 COMM: \$5.92 TRADE PRICE: \$38.2077	- 11,315.40	11,315.40
07/18/18	22869107	3,728.197	PRINCIPAL FDS-CAPITAL SEC-S #4325 ON TRADE DATE 07/17/2018 CUSIP: 742537202 TRADE PRICE: \$9.9300	- 37,021.00	37,021.00
07/25/18	22869105	885.000	REGENCY CENTERS CORP ON TRADE DATE 07/23/2018 PURCHASED THROUGH BNY BROKERAGE INC. SYMBOL: REG CUSIP: 758849103 COMM: \$17.70 TRADE PRICE: \$61.6379	- 54,567.24	54,567.24
07/23/18	22869101	200,000.000	TORONTO-DOMINION BAN 2.250% 11/05/19 ON TRADE DATE 07/19/2018 PURCHASED THROUGH KEYBANC CAPITAL MARKETS INC CUSIP: 89114QAV0 TRADE PRICE: 99.2210% OF PV	- 198,442.00	198,442.00
07/30/18	22869104	102.000	TRANSUNION ON TRADE DATE 07/26/2018 PURCHASED THROUGH BNY BROKERAGE INC. SYMBOL: TRU CUSIP: 89400J107 COMM: \$2.04 TRADE PRICE: \$74.2322	- 7,573.72	7,573.72
Total Purchases				- \$1,452,023.92	\$1,452,023.92



Account Statement For:
YUKON KUSKOKWIM HEALTH CORP-CONS

Period Covered: July 1, 2018 - July 31, 2018

Consolidated Account Number AGG228691

TRANSACTION DETAIL *(continued)*

DATE	ACCOUNT NUMBER	QUANTITY	DESCRIPTION	AMOUNT	COST BASIS
Sales					
07/30/18	22869104	126.000	AIR PRODS & CHEMS INC COM ON TRADE DATE 07/26/2018 SOLD THROUGH BNY BROKERAGE INC. SYMBOL: APD CUSIP: 009158106 COMM: 2.52, SEC FEES: \$0.27 TRADE PRICE: \$162.3681	\$20,455.59	- \$15,276.54
07/12/18	22869105	319.000	ALEXANDRIA REAL ESTATE EQUITIES ON TRADE DATE 07/10/2018 SOLD THROUGH BNY BROKERAGE INC. SYMBOL: ARE CUSIP: 015271109 COMM: 6.38, SEC FEES: \$0.53 TRADE PRICE: \$127.3461	40,616.50	- 29,645.42
07/25/18	22869105	288.000	AMERICAN TOWER CORP ON TRADE DATE 07/23/2018 SOLD THROUGH BNY BROKERAGE INC. SYMBOL: AMT CUSIP: 03027X100 COMM: 5.76, SEC FEES: \$0.53 TRADE PRICE: \$140.3051	40,401.58	- 29,801.37
07/30/18	22869104	48.000	AON PLC ON TRADE DATE 07/26/2018 SOLD THROUGH BNY BROKERAGE INC. SYMBOL: AON CUSIP: G0408V102 COMM: 0.96, SEC FEES: \$0.09 TRADE PRICE: \$147.9725	7,101.63	- 4,190.88
07/03/18	22869108	800.000	MERGER BAYER AG ADR- RIGHTS DEEMED 7/15/18 ON TRADE DATE 07/02/2018 TRADE PRICE: \$1.6647	1,331.72	
07/12/18	22869108		CALL WRITE OPTION CALL WRITE AMG @ 160.00 8/17/18 SELL TO OPEN WITH UBS @ 1.5500	770.81	
07/12/18	22869108		CALL WRITE OPTION CALL WRITE AMP @ 150.00 8/17/18 SELL TO OPEN WITH UBS @ 1.9225	765.66	



Account Statement For:
YUKON KUSKOKWIM HEALTH CORP-CONS

Period Covered: July 1, 2018 - July 31, 2018

Consolidated Account Number AGG228691

TRANSACTION DETAIL *(continued)*

DATE	ACCOUNT NUMBER	QUANTITY	DESCRIPTION	AMOUNT	COST BASIS
Sales <i>(continued)</i>					
07/18/18	22869108		CALL WRITE OPTION CALL WRITE AMP @ 155.00 9/21/18 SELL TO OPEN WITH UBS @ 1.5500	616.63	
07/13/18	22869108		CALL WRITE OPTION CALL WRITE BA @ 365.00 8/17/18 SELL TO OPEN WITH UBS @ 4.1646	1,246.85	
07/26/18	22869108		CALL WRITE OPTION CALL WRITE BA @ 377.50 8/31/18 SELL TO OPEN WITH UBS @ 3.8312	1,146.83	
07/17/18	22869108		CALL WRITE OPTION CALL WRITE BLK @ 527.50 8/24/18 SELL TO OPEN WITH UBS @ 4.1883	417.98	
07/10/18	22869108		CALL WRITE OPTION CALL WRITE BRK.B @ 195.00 8/17/18 SELL TO OPEN WITH UBS @ 1.4927	296.84	
07/16/18	22869108		CALL WRITE OPTION CALL WRITE BRK.B @ 197.50 8/24/18 SELL TO OPEN WITH UBS @ 1.3965	555.27	
07/17/18	22869108		CALL WRITE OPTION CALL WRITE C @ 72.50 8/17/18 SELL TO OPEN WITH UBS @ 0.4501	530.05	
07/23/18	22869108		CALL WRITE OPTION CALL WRITE CE @ 120.00 9/21/18 SELL TO OPEN WITH UBS @ 1.0002	991.79	
07/10/18	22869108		CALL WRITE OPTION CALL WRITE CMCSA @ 36.00 8/10/18 SELL TO OPEN WITH UBS @ 0.3800	854.70	
07/10/18	22869100		CALL WRITE OPTION CALL WRITE CMCSA @ 36.00 8/10/18 SELL TO OPEN WITH UBS @ 0.3800	297.28	
07/13/18	22869108		CALL WRITE OPTION CALL WRITE CME @ 175.00 8/17/18 SELL TO OPEN WITH UBS @ 1.4242	141.57	



Account Statement For:
YUKON KUSKOKWIM HEALTH CORP-CONS

Period Covered: July 1, 2018 - July 31, 2018

Consolidated Account Number AGG228691

TRANSACTION DETAIL *(continued)*

DATE	ACCOUNT NUMBER	QUANTITY	DESCRIPTION	AMOUNT	COST BASIS
Sales <i>(continued)</i>					
07/16/18	22869108		CALL WRITE OPTION CALL WRITE CSCO @ 44.50 8/24/18 SELL TO OPEN WITH UBS @ 0.4200	82.31	
07/16/18	22869108		CALL WRITE OPTION CALL WRITE CSCO @ 44.50 8/24/18 SELL TO OPEN WITH UBS @ 0.4262	793.94	
07/30/18	22869108		CALL WRITE OPTION CALL WRITE CTSB @ 87.50 9/21/18 SELL TO OPEN WITH UBS @ 0.8710	862.75	
07/10/18	22869108		CALL WRITE OPTION CALL WRITE CVS @ 71.00 8/03/18 SELL TO OPEN WITH UBS @ 0.6500	769.92	
07/02/18	22869108		CALL WRITE OPTION CALL WRITE DIS @ 109.00 7/27/18 SELL TO OPEN WITH UBS @ 0.8549	507.89	
07/26/18	22869108		CALL WRITE OPTION CALL WRITE DIS @ 116.00 8/17/18 SELL TO OPEN WITH UBS @ 1.0822	644.31	
07/13/18	22869108		CALL WRITE OPTION CALL WRITE ETN @ 80.00 8/17/18 SELL TO OPEN WITH UBS @ 0.6500	64.15	
07/17/18	22869108		CALL WRITE OPTION CALL WRITE FLEX @ 16.00 8/17/18 SELL TO OPEN WITH UBS @ 0.1800	343.23	
07/11/18	22869108		CALL WRITE OPTION CALL WRITE GILD @ 80.00 8/17/18 SELL TO OPEN WITH UBS @ 1.5157	1,205.83	
07/10/18	22869108		CALL WRITE OPTION CALL WRITE GOOG @ 1225.0 8/17/18 SELL TO OPEN WITH UBS @ 12.5000	2,498.31	
07/23/18	22869108		CALL WRITE OPTION CALL WRITE GOOG @ 1260 8/17/18 SELL TO OPEN WITH UBS @ 10.8732	2,172.94	



Account Statement For:
YUKON KUSKOKWIM HEALTH CORP-CONS

Period Covered: July 1, 2018 - July 31, 2018

Consolidated Account Number AGG228691

TRANSACTION DETAIL *(continued)*

DATE	ACCOUNT NUMBER	QUANTITY	DESCRIPTION	AMOUNT	COST BASIS
Sales <i>(continued)</i>					
07/10/18	22869108		CALL WRITE OPTION CALL WRITE HAIN @ 34.00 8/17/18 SELL TO OPEN WITH UBS @ 0.5811	1,202.69	
07/10/18	22869108		CALL WRITE OPTION CALL WRITE HD @ 202.50 8/10/18 SELL TO OPEN WITH UBS @ 1.3259	263.49	
07/23/18	22869108		CALL WRITE OPTION CALL WRITE HD @ 212.50 8/24/18 SELL TO OPEN WITH UBS @ 1.3554	269.39	
07/19/18	22869100		CALL WRITE OPTION CALL WRITE IEMG @ 54.00 8/17/18 SELL TO OPEN WITH UBS @ 0.4788	3,858.22	
07/05/18	22869108		CALL WRITE OPTION CALL WRITE JPM @ 110.00 8/17/18 SELL TO OPEN WITH UBS @ 1.0813	751.15	
07/23/18	22869108		CALL WRITE OPTION CALL WRITE JPM @ 116.00 8/31/18 SELL TO OPEN WITH UBS @ 0.9300	460.79	
07/26/18	22869108		CALL WRITE OPTION CALL WRITE JPM @ 120.00 9/21/18 SELL TO OPEN WITH UBS @ 1.1777	818.49	
07/11/18	22869108		CALL WRITE OPTION CALL WRITE LLY @ 90.00 8/17/18 SELL TO OPEN WITH UBS @ 1.1070	659.16	
07/06/18	22869100		CALL WRITE OPTION CALL WRITE MDY @ 365.00 8/10/18 SELL TO OPEN WITH UBS @ 2.2500	672.48	
07/12/18	22869108		CALL WRITE OPTION CALL WRITE MSFT @ 107.00 8/24/18 SELL TO OPEN WITH UBS @ 1.0157	1,712.41	
07/05/18	22869108		CALL WRITE OPTION CALL WRITE NKE @ 80.00 8/17/18 SELL TO OPEN WITH UBS @ 1.0221	810.98	



Account Statement For:
YUKON KUSKOKWIM HEALTH CORP-CONS

Period Covered: July 1, 2018 - July 31, 2018

Consolidated Account Number AGG228691

TRANSACTION DETAIL *(continued)*

DATE	ACCOUNT NUMBER	QUANTITY	DESCRIPTION	AMOUNT	COST BASIS
Sales <i>(continued)</i>					
07/09/18	22869108		CALL WRITE OPTION CALL WRITE NKE @ 80.00 8/10/18 SELL TO OPEN WITH UBS @ 0.6865	610.30	
07/18/18	22869108		CALL WRITE OPTION CALL WRITE PNC @ 145.00 8/17/18 SELL TO OPEN WITH UBS @ 1.6920	841.79	
07/18/18	22869108		CALL WRITE OPTION CALL WRITE PNC @ 146.00 8/10/18 SELL TO OPEN WITH UBS @ 1.1006	109.22	
07/13/18	22869108		CALL WRITE OPTION CALL WRITE SPR @ 92.50 8/17/18 SELL TO OPEN WITH UBS @ 0.9503	376.76	
07/03/18	22869100		CALL WRITE OPTION CALL WRITE SPY @ 278.00 8/10/18 SELL TO OPEN WITH UBS @ 1.3003	1,679.60	
07/05/18	22869100		CALL WRITE OPTION CALL WRITE SPY @ 280.00 8/17/18 SELL TO OPEN WITH UBS @ 1.0300	919.43	
07/19/18	22869100		CALL WRITE OPTION CALL WRITE SPY @ 283.00 8/24/18 SELL TO OPEN WITH UBS @ 2.3301	3,018.22	
07/11/18	22869108		CALL WRITE OPTION CALL WRITE SU @ 44.00 8/17/18 SELL TO OPEN WITH UBS @ 0.4123	969.39	
07/10/18	22869108		CALL WRITE OPTION CALL WRITE TGT @ 82.50 8/17/18 SELL TO OPEN WITH UBS @ 0.6389	630.52	
07/23/18	22869108		CALL WRITE OPTION CALL WRITE TJX @ 100.00 8/17/18 SELL TO OPEN WITH UBS @ 0.8214	650.39	
07/10/18	22869108		CALL WRITE OPTION CALL WRITE TMO @ 220.00 8/17/18 SELL TO OPEN WITH UBS @ 2.1500	214.17	



Account Statement For:
YUKON KUSKOKWIM HEALTH CORP-CONS

Period Covered: July 1, 2018 - July 31, 2018

Consolidated Account Number AGG228691

TRANSACTION DETAIL *(continued)*

DATE	ACCOUNT NUMBER	QUANTITY	DESCRIPTION	AMOUNT	COST BASIS
Sales <i>(continued)</i>					
07/11/18	22869108		CALL WRITE OPTION CALL WRITE TMO @ 220.00 8/17/18 SELL TO OPEN WITH UBS @ 2.1000	418.30	
07/19/18	22869108		CALL WRITE OPTION CALL WRITE UNH @ 262.50 8/24/18 SELL TO OPEN WITH UBS @ 2.3308	696.72	
07/23/18	22869108		CALL WRITE OPTION CALL WRITE UNH @ 270.00 9/21/18 SELL TO OPEN WITH UBS @ 1.3234	526.01	
07/12/18	22869108		CALL WRITE OPTION CALL WRITE UPS @ 113.00 8/24/18 SELL TO OPEN WITH UBS @ 1.1262	558.98	
07/26/18	22869108		CALL WRITE OPTION CALL WRITE UPS @ 117.00 8/31/18 SELL TO OPEN WITH UBS @ 0.9862	488.90	
07/06/18	22869100		CALL WRITE OPTION CALL WRITE VNQ @ 84.00 8/17/18 SELL TO OPEN WITH UBS @ 0.7107	1,123.87	
07/16/18	22869101	430,000.000	MERGER CAPITAL ONE MULTI-AS 1.600% 5/17/21 ON TRADE DATE 07/16/2018 CUSIP: 14041NEY3 TRADE PRICE: 100.0000% OF PV	430,000.00	- 429,978.93
07/19/18	22869107	100.000	DIGITAL REALTY TRUST INC 5.875% PFD ON TRADE DATE 07/17/2018 SOLD THROUGH BNY BROKERAGE INC. CUSIP: 253868889 COMM: 2.00, SEC FEES: \$0.03 TRADE PRICE: \$25.3050	2,528.47	- 2,556.17
07/24/18	22869107	100.000	DIGITAL REALTY TRUST INC 5.875% PFD ON TRADE DATE 07/20/2018 SOLD THROUGH BNY BROKERAGE INC. CUSIP: 253868889 COMM: 2.00, SEC FEES: \$0.03 TRADE PRICE: \$25.2900	2,526.97	- 2,477.00



Account Statement For:
YUKON KUSKOKWIM HEALTH CORP-CONS

Period Covered: July 1, 2018 - July 31, 2018

Consolidated Account Number AGG228691

TRANSACTION DETAIL *(continued)*

DATE	ACCOUNT NUMBER	QUANTITY	DESCRIPTION	AMOUNT	COST BASIS
Sales <i>(continued)</i>					
07/25/18	22869107	37.000	DIGITAL REALTY TRUST INC 5.875% PFD ON TRADE DATE 07/23/2018 SOLD THROUGH BNY BROKERAGE INC. CUSIP: 253868889 COMM: 0.74, SEC FEES: \$0.01 TRADE PRICE: \$25.2708	934.27	- 916.49
07/30/18	22869104	50.000	ECOLAB INC ON TRADE DATE 07/26/2018 SOLD THROUGH BNY BROKERAGE INC. SYMBOL: ECL CUSIP: 278865100 COMM: 1.00, SEC FEES: \$0.09 TRADE PRICE: \$142.7316	7,135.49	- 6,104.56
07/30/18	22869104	101.000	FIDELITY NATL INFORMATION SVCS INC ON TRADE DATE 07/26/2018 SOLD THROUGH BNY BROKERAGE INC. SYMBOL: FIS CUSIP: 31620M106 COMM: 2.02, SEC FEES: \$0.14 TRADE PRICE: \$109.2484	11,031.93	- 5,797.42
07/25/18	22869105	798.000	HILTON WORLDWIDE HOLDINGS IN ON TRADE DATE 07/23/2018 SOLD THROUGH BNY BROKERAGE INC. SYMBOL: HLT CUSIP: 43300A203 COMM: 15.96, SEC FEES: \$0.85 TRADE PRICE: \$81.7879	65,249.93	- 40,239.66
07/27/18	22869105	326.000	INTERXION HOLDING NV ON TRADE DATE 07/25/2018 SOLD THROUGH BNY BROKERAGE INC. SYMBOL: INXN CUSIP: N47279109 COMM: 6.52, SEC FEES: \$0.28 TRADE PRICE: \$66.3255	21,615.31	- 11,238.44
07/30/18	22869104	59.000	INTUIT COM ON TRADE DATE 07/26/2018 SOLD THROUGH BNY BROKERAGE INC. SYMBOL: INTU CUSIP: 461202103 COMM: 1.18, SEC FEES: \$0.17 TRADE PRICE: \$218.1029	12,866.72	- 8,001.11



Account Statement For:
YUKON KUSKOKWIM HEALTH CORP-CONS

Period Covered: July 1, 2018 - July 31, 2018

Consolidated Account Number AGG228691

TRANSACTION DETAIL *(continued)*

DATE	ACCOUNT NUMBER	QUANTITY	DESCRIPTION	AMOUNT	COST BASIS
Sales <i>(continued)</i>					
07/23/18	22869107	100.000	JPMORGAN CHASE & CO 5.450% PFD ON TRADE DATE 07/19/2018 SOLD THROUGH BNY BROKERAGE INC. CUSIP: 46637G124 COMM: 2.00, SEC FEES: \$0.03 TRADE PRICE: \$25.5500	2,552.97	- 2,620.87
07/24/18	22869107	132.000	JPMORGAN CHASE & CO 5.450% PFD ON TRADE DATE 07/20/2018 SOLD THROUGH BNY BROKERAGE INC. CUSIP: 46637G124 COMM: 2.64, SEC FEES: \$0.04 TRADE PRICE: \$25.6205	3,379.23	- 3,392.09
07/31/18	22869106	126.000	OCCIDENTAL PETE CORP ON TRADE DATE 07/27/2018 SOLD THROUGH BNY BROKERAGE INC. SYMBOL: OXY CUSIP: 674599105 COMM: 2.52, SEC FEES: \$0.14 TRADE PRICE: \$83.9080	10,569.75	- 9,439.14
07/05/18	22869107	200.000	PPL CAPITAL FUNDING INC 5.900% PFD ON TRADE DATE 07/02/2018 SOLD THROUGH BNY BROKERAGE INC. CUSIP: 69352P202 COMM: 4.00, SEC FEES: \$0.07 TRADE PRICE: \$25.5037	5,096.67	- 5,206.67
07/09/18	22869107	43.000	PPL CAPITAL FUNDING INC 5.900% PFD ON TRADE DATE 07/05/2018 SOLD THROUGH BNY BROKERAGE INC. CUSIP: 69352P202 COMM: 0.86, SEC FEES: \$0.01 TRADE PRICE: \$25.4500	1,093.48	- 1,082.31
07/10/18	22869107	24.000	PPL CAPITAL FUNDING INC 5.900% PFD ON TRADE DATE 07/06/2018 SOLD THROUGH BNY BROKERAGE INC. CUSIP: 69352P202 COMM: 0.48, SEC FEES: \$0.01 TRADE PRICE: \$25.4800	611.03	- 604.08



Account Statement For:
YUKON KUSKOKWIM HEALTH CORP-CONS

Period Covered: July 1, 2018 - July 31, 2018

Consolidated Account Number AGG228691

TRANSACTION DETAIL *(continued)*

DATE	ACCOUNT NUMBER	QUANTITY	DESCRIPTION	AMOUNT	COST BASIS
Sales <i>(continued)</i>					
07/31/18	22869106	203.000	PUBLIC SVC ENTERPRISE GROUP INC ON TRADE DATE 07/27/2018 SOLD THROUGH BNY BROKERAGE INC. SYMBOL: PEG CUSIP: 744573106 COMM: 4.06, SEC FEES: \$0.14 TRADE PRICE: \$51.9037	10,532.25	- 9,090.97
07/09/18	22869107	174.000	RENAISSANCERE HOLDING L 5.375% PFD ON TRADE DATE 07/05/2018 SOLD THROUGH BNY BROKERAGE INC. CUSIP: G7498P119 COMM: 3.48, SEC FEES: \$0.06 TRADE PRICE: \$24.5000	4,259.46	- 4,406.99
07/10/18	22869107	236.000	RENAISSANCERE HOLDING L 5.375% PFD ON TRADE DATE 07/06/2018 SOLD THROUGH BNY BROKERAGE INC. CUSIP: G7498P119 COMM: 4.72, SEC FEES: \$0.08 TRADE PRICE: \$24.5063	5,778.69	- 5,609.70
07/23/18	22869107	98.000	RENAISSANCERE HOLDING L 5.375% PFD ON TRADE DATE 07/19/2018 SOLD THROUGH BNY BROKERAGE INC. CUSIP: G7498P119 COMM: 1.96, SEC FEES: \$0.03 TRADE PRICE: \$24.4100	2,390.19	- 2,329.45
07/19/18	22869105	0.700	RETAIL VALUE INC ON TRADE DATE 07/19/2018 SOLD THROUGH WELLS FARGO REORG SYMBOL: RVI CUSIP: 76133Q102 TRADE PRICE: \$34.9000 CIL PROCESSING/M REORG/000-0000/09122	24.43	- 22.51
07/30/18	22869104	140.000	ROSS STORES INC ON TRADE DATE 07/26/2018 SOLD THROUGH BNY BROKERAGE INC. SYMBOL: ROST CUSIP: 778296103 COMM: 2.80, SEC FEES: \$0.16 TRADE PRICE: \$87.9825	12,314.59	- 5,303.50



Account Statement For:
YUKON KUSKOKWIM HEALTH CORP-CONS

Period Covered: July 1, 2018 - July 31, 2018

Consolidated Account Number AGG228691

TRANSACTION DETAIL *(continued)*

DATE	ACCOUNT NUMBER	QUANTITY	DESCRIPTION	AMOUNT	COST BASIS
Sales <i>(continued)</i>					
07/30/18	22869104	49.000	S&P GLOBAL INC ON TRADE DATE 07/26/2018 SOLD THROUGH BNY BROKERAGE INC. SYMBOL: SPGI CUSIP: 78409V104 COMM: 0.98, SEC FEES: \$0.14 TRADE PRICE: \$212.5380	10,413.24	- 4,517.72
07/25/18	22869105	96.000	SIMON PROPERTY GROUP INC ON TRADE DATE 07/23/2018 SOLD THROUGH BNY BROKERAGE INC. SYMBOL: SPG CUSIP: 828806109 COMM: 1.92, SEC FEES: \$0.21 TRADE PRICE: \$169.9926	16,317.16	- 19,629.11
07/31/18	22869106	174.000	TOTAL S.A. - ADR ON TRADE DATE 07/27/2018 SOLD THROUGH BNY BROKERAGE INC. SYMBOL: TOT CUSIP: 89151E109 COMM: 3.48, SEC FEES: \$0.14 TRADE PRICE: \$63.8456	11,105.51	- 11,458.73
07/24/18	22869107	100.000	US BANCORP 5.150% PFD ON TRADE DATE 07/20/2018 SOLD THROUGH BNY BROKERAGE INC. CUSIP: 902973791 COMM: 2.00, SEC FEES: \$0.03 TRADE PRICE: \$25.2200	2,519.97	- 2,446.00
07/25/18	22869107	100.000	US BANCORP 5.150% PFD ON TRADE DATE 07/23/2018 SOLD THROUGH BNY BROKERAGE INC. CUSIP: 902973791 COMM: 2.00, SEC FEES: \$0.03 TRADE PRICE: \$25.2300	2,520.97	- 2,446.00



Account Statement For:
YUKON KUSKOKWIM HEALTH CORP-CONS

Period Covered: July 1, 2018 - July 31, 2018

Consolidated Account Number AGG228691

TRANSACTION DETAIL *(continued)*

DATE	ACCOUNT NUMBER	QUANTITY	DESCRIPTION	AMOUNT	COST BASIS
Sales <i>(continued)</i>					
07/25/18	22869101	500,000.000	VR7 NEW YORK ST HS 0.450% 11/01/49 ON TRADE DATE 07/18/2018 SOLD THROUGH GOLDMAN SACHS CUSIP: 64986U4H7 TRADE PRICE: 100.0000% OF PV	500,000.00	- 500,000.00
Total Sales				\$1,309,165.36	- \$1,175,829.83

Cash Receipts

TAXABLE

DATE	ACCOUNT NUMBER	DESCRIPTION	AMOUNT
Interest			
07/27/18	22869101	PAID ACCRUED INTEREST ON PURCHASE OF ABBOTT LABORATORIES 2.000% 3/15/20 CUSIP: 002824AZ3	- \$1,833.33
07/23/18	22869101	PAID ACCRUED INTEREST ON PURCHASE OF BANK OF MONTREAL 1.750% 9/11/19 CUSIP: 06367TF96	- 1,283.33
07/27/18	22869101	PAID ACCRUED INTEREST ON PURCHASE OF BB&T CORPORATION 2.450% 1/15/20 CUSIP: 05531FAS2	- 204.17
07/16/18	22869101	CAPITAL ONE MULTI-AS 1.600% 5/17/21 INTEREST ON 573.330 PAR VALUE CUSIP: 14041NEY3	573.33
07/16/18	22869101	\$0.00133/PV ON 430,000.00 PV DUE 7/15/18 DISCOVER CARD EXECUT 1.900% 10/17/22 INTEREST ON 633.330 PAR VALUE CUSIP: 254683BP9	633.33
07/02/18	22869100	\$0.00158/PV ON 400,000.00 PV DUE 7/15/18 FEDERATED TREAS OBL FD 68 INTEREST FROM 6/1/18 TO 6/30/18	886.79
07/02/18	22869101	FEDERATED TREAS OBL FD 68 INTEREST FROM 6/1/18 TO 6/30/18	231.53



Account Statement For:
YUKON KUSKOKWIM HEALTH CORP-CONS

Period Covered: July 1, 2018 - July 31, 2018

Consolidated Account Number AGG228691

TRANSACTION DETAIL *(continued)*

DATE	ACCOUNT NUMBER	QUANTITY	DESCRIPTION	AMOUNT	COST BASIS
Cash Receipts <i>(continued)</i>					
TAXABLE <i>(continued)</i>					
Interest <i>(continued)</i>					
07/02/18	22869102		FEDERATED TREAS OBL FD 68 INTEREST FROM 6/1/18 TO 6/30/18	114.90	
07/02/18	22869104		FEDERATED TREAS OBL FD 68 INTEREST FROM 6/1/18 TO 6/30/18	104.60	
07/02/18	22869105		FEDERATED TREAS OBL FD 68 INTEREST FROM 6/1/18 TO 6/30/18	297.23	
07/02/18	22869106		FEDERATED TREAS OBL FD 68 INTEREST FROM 6/1/18 TO 6/30/18	69.54	
07/02/18	22869107		FEDERATED TREAS OBL FD 68 INTEREST FROM 6/1/18 TO 6/30/18	134.72	
07/02/18	22869108		FEDERATED TREAS OBL FD 68 INTEREST FROM 6/1/18 TO 6/30/18	188.33	
07/02/18	22869109		FEDERATED TREAS OBL FD 68 INTEREST FROM 6/1/18 TO 6/30/18	334.51	
07/23/18	22869101		PAID ACCRUED INTEREST ON PURCHASE OF FORD MOTOR CREDIT CO 2.681% 1/09/20 CUSIP: 345397YE7	- 208.52	
07/30/18	22869101		JPMORGAN CHASE & CO 2.350% 1/28/19 INTEREST ON 750,000.000 PAR VALUE AT \$0.01175 PER \$1 PV CUSIP: 46625HJR2	8,812.50	
07/16/18	22869101		MCDONALD'S CORP 2.625% 1/15/22 INTEREST ON 500,000.000 PAR VALUE AT \$0.013125 PER \$1 PV CUSIP: 58013MEM2	6,562.50	
07/25/18	22869101		MORGAN STANLEY 5.750% 1/25/21 INTEREST ON 100,000.000 PAR VALUE AT \$0.02875 PER \$1 PV CUSIP: 61747WAF6	2,875.00	



Account Statement For:
YUKON KUSKOKWIM HEALTH CORP-CONS

Period Covered: July 1, 2018 - July 31, 2018

Consolidated Account Number AGG228691

TRANSACTION DETAIL *(continued)*

DATE	ACCOUNT NUMBER	QUANTITY	DESCRIPTION	AMOUNT	COST BASIS
Cash Receipts <i>(continued)</i>					
TAXABLE <i>(continued)</i>					
Interest <i>(continued)</i>					
07/27/18	22869101		SUNTRUST BANKS INC 2.700% 1/27/22 INTEREST ON 500,000.000 PAR VALUE AT \$0.0135 PER \$1 PV CUSIP: 867914BM4	6,750.00	
07/23/18	22869101		PAID ACCRUED INTEREST ON PURCHASE OF TORONTO-DOMINION BAN 2.250% 11/05/19 CUSIP: 89114QAV0	- 975.00	
07/13/18	22869101		TOYOTA MOTOR CREDIT 2.800% 7/13/22 INTEREST ON 500,000.000 PAR VALUE AT \$0.0140 PER \$1 PV CUSIP: 89236TCQ6	7,000.00	
07/16/18	22869101		US TREAS INFL IND NT 1.125% 1/15/21 INTEREST ON 917,992.000 PAR VALUE AT \$0.005625 PER \$1 PV CUSIP: 912828PP9	5,163.71	
07/02/18	22869101		US TREASURY NOTE 2.000% 12/31/21 INTEREST ON 3,150,000.000 PAR VALUE AT \$0.0100 PER \$1 PV CUSIP: 912828U81	31,500.00	
07/31/18	22869101		US TREASURY NOTE 2.375% 1/31/23 INTEREST ON 950,000.000 PAR VALUE AT \$0.011875 PER \$1 PV CUSIP: 9128283U2	11,281.25	
07/02/18	22869101		VR7 MICHIGAN ST FI 1.90133% 9/01/53 INTEREST ON 500,000.000 PAR VALUE AT \$0.0015844 PER \$1 PV CUSIP: 59447PXU0	792.22	
07/02/18	22869101		VR7 NEW YORK ST HS 0.450% 11/01/49 INTEREST ON 800,000.000 PAR VALUE AT \$0.0015877 PER \$1 PV CUSIP: 64986U4H7	1,270.14	



Account Statement For:
YUKON KUSKOKWIM HEALTH CORP-CONS

Period Covered: July 1, 2018 - July 31, 2018

Consolidated Account Number AGG228691

TRANSACTION DETAIL *(continued)*

DATE	ACCOUNT NUMBER	QUANTITY	DESCRIPTION	AMOUNT	COST BASIS
Cash Receipts <i>(continued)</i>					
TAXABLE <i>(continued)</i>					
Interest <i>(continued)</i>					
07/25/18	22869101		RECEIVED ACCRUED INTEREST ON SALE OF VR7 NEW YORK ST HS 0.450% 11/01/49 CUSIP: 64986U4H7	624.38	
07/17/18	22869101		WESTPAC BANKING CORP 2.250% 1/17/19 INTEREST ON 500,000.000 PAR VALUE AT \$0.01125 PER \$1 PV CUSIP: 961214CF8 0.01125 ON 500,000 SHRS DUE 07/17/18	5,625.00	
Total Taxable Interest				\$87,321.16	\$0.00

Dividends

07/02/18	22869107		ALABAMA POWER CO 5.000% PFD DIVIDEND ON 296.000 SHARES AT \$0.3125 PER SHARE CUSIP: 010392462	\$92.50	
07/16/18	22869105		ALEXANDRIA REAL ESTATE EQUITIES DIVIDEND ON 2,809.000 SHARES AT \$0.9300 PER SHARE SYMBOL: ARE CUSIP: 015271109	2,612.37	
07/16/18	22869107		ALLSTATE CORP PFD DIVIDEND ON 273.000 SHARES AT \$0.31875 PER SHARE CUSIP: 020002309	87.02	
07/16/18	22869107		ALLSTATE CORP 5.625% PFD DIVIDEND ON 585.000 SHARES AT \$0.4140625 PER SHARE CUSIP: 020002127	242.23	



Account Statement For:
YUKON KUSKOKWIM HEALTH CORP-CONS

Period Covered: July 1, 2018 - July 31, 2018

Consolidated Account Number AGG228691

TRANSACTION DETAIL *(continued)*

DATE	ACCOUNT NUMBER	QUANTITY	DESCRIPTION	AMOUNT	COST BASIS
Cash Receipts <i>(continued)</i>					
TAXABLE <i>(continued)</i>					
Dividends <i>(continued)</i>					
07/16/18	22869107		ALLSTATE CORP 6.250% PFD DIVIDEND ON 249.000 SHARES AT \$0.390625 PER SHARE CUSIP: 020002853	97.27	
07/16/18	22869107		ALLSTATE CORP 6.625% PFD DIVIDEND ON 1,019.000 SHARES AT \$0.4140625 PER SHARE CUSIP: 020002879	421.93	
07/16/18	22869107		ALLSTATE CORP 6.750% PFD DIVIDEND ON 467.000 SHARES AT \$0.421875 PER SHARE CUSIP: 020002606	197.02	
07/10/18	22869106		ALTRIA GROUP INC DIVIDEND ON 1,532.000 SHARES AT \$0.7000 PER SHARE SYMBOL: MO CUSIP: 022095103	1,072.40	
07/05/18	22869104		AMERCO DIVIDEND ON 52.000 SHARES AT \$0.5000 PER SHARE SYMBOL: UHAL CUSIP: 023586100 SPECIAL DISTRIBUTION	26.00	
07/02/18	22869107		AMERICAN FINANCIAL GROUP 6.250% PFD DIVIDEND ON 528.000 SHARES AT \$0.390625 PER SHARE CUSIP: 025932609	206.25	
07/02/18	22869105		AMERICAN HOMES 4 RENT DIVIDEND ON 3,713.000 SHARES AT \$0.0500 PER SHARE SYMBOL: AMH CUSIP: 02665T306	185.65	



Account Statement For:
YUKON KUSKOKWIM HEALTH CORP-CONS

Period Covered: July 1, 2018 - July 31, 2018

Consolidated Account Number AGG228691

TRANSACTION DETAIL *(continued)*

DATE	ACCOUNT NUMBER	QUANTITY	DESCRIPTION	AMOUNT	COST BASIS
Cash Receipts <i>(continued)</i>					
TAXABLE <i>(continued)</i>					
Dividends <i>(continued)</i>					
07/13/18	22869105		AMERICAN TOWER CORP DIVIDEND ON 1,103.000 SHARES AT \$0.7700 PER SHARE SYMBOL: AMT CUSIP: 03027X100	849.31	
07/02/18	22869107		ARCH CAPITAL GROUP LTD 5.450% PFD DIVIDEND ON 875.000 SHARES AT \$0.340625 PER SHARE CUSIP: 03939A107 0.340625 ON 875 SHRS DUE 06/30/18	298.05	
07/02/18	22869107		ARCH CAPITAL GROUP LTD 5.250% PFD DIVIDEND ON 877.000 SHARES AT \$0.328125 PER SHARE CUSIP: 03939A206 0.328125 ON 877 SHRS DUE 06/30/18	287.77	
07/16/18	22869105		AVALONBAY CMNTYS INC DIVIDEND ON 2,361.000 SHARES AT \$1.4700 PER SHARE SYMBOL: AVB CUSIP: 053484101	3,470.67	
07/16/18	22869107		AXIS CAPITAL HLDGS LTD 5.500% PFD DIVIDEND ON 185.000 SHARES AT \$0.34375 PER SHARE CUSIP: 05461T305 0.34375 ON 185 SHRS DUE 07/16/18	63.59	
07/27/18	22869102		BANK N S HALIFAX DIVIDEND ON 1,500.000 SHARES AT \$0.627406 PER SHARE SYMBOL: BNS CUSIP: 064149107 0.627406 ON 1,500 SHRS DUE 07/27/18	941.11	
07/25/18	22869107		BANK OF AMERICA CORP 6.000% PFD DIVIDEND ON 836.000 SHARES AT \$0.3750 PER SHARE CUSIP: 060505260	313.50	



Account Statement For:
YUKON KUSKOKWIM HEALTH CORP-CONS

Period Covered: July 1, 2018 - July 31, 2018

Consolidated Account Number AGG228691

TRANSACTION DETAIL *(continued)*

DATE	ACCOUNT NUMBER	QUANTITY	DESCRIPTION	AMOUNT	COST BASIS
Cash Receipts <i>(continued)</i>					
TAXABLE <i>(continued)</i>					
Dividends <i>(continued)</i>					
07/30/18	22869107		BANK OF AMERICA CORP 6.200% PFD DIVIDEND ON 383.000 SHARES AT \$0.3875 PER SHARE CUSIP: 060505286	148.41	
07/27/18	22869107		BANK OF AMERICA CORP 6.500% PFD DIVIDEND ON 1,743.000 SHARES AT \$0.40625 PER SHARE CUSIP: 060505310	708.09	
07/16/18	22869106		BCE INC DIVIDEND ON 1,723.000 SHARES AT \$0.57392 PER SHARE SYMBOL: BCE CUSIP: 05534B760 0.57392 ON 1,723 SHRS DUE 07/15/18	988.86	
07/12/18	22869109		BENCHMARK ELECTRS INC COM DIVIDEND ON 952.000 SHARES AT \$0.1500 PER SHARE SYMBOL: BHE CUSIP: 08160H101	142.80	
07/30/18	22869107		BERKLEY (WR) CORPORATION 5.625% PFD DIVIDEND ON 530.000 SHARES AT \$0.3515625 PER SHARE CUSIP: 084423409	186.33	
07/31/18	22869105		BOSTON PROPERTIES INC COM DIVIDEND ON 974.000 SHARES AT \$0.8000 PER SHARE SYMBOL: BXP CUSIP: 101121101	779.20	
07/03/18	22869104		BROWN FORMAN CORP CL B DIVIDEND ON 268.000 SHARES AT \$0.1580 PER SHARE SYMBOL: BF.B CUSIP: 115637209	42.34	



Account Statement For:
YUKON KUSKOKWIM HEALTH CORP-CONS

Period Covered: July 1, 2018 - July 31, 2018

Consolidated Account Number AGG228691

TRANSACTION DETAIL *(continued)*

DATE	ACCOUNT NUMBER	QUANTITY	DESCRIPTION	AMOUNT	COST BASIS
Cash Receipts <i>(continued)</i>					
TAXABLE <i>(continued)</i>					
Dividends <i>(continued)</i>					
07/27/18	22869106		CANADIAN IMPERIAL BK OF COMMERCE DIVIDEND ON 606.000 SHARES AT \$1.017622 PER SHARE SYMBOL: CM CUSIP: 136069101 1.017622 ON 606 SHRS DUE 07/27/18	616.68	
07/25/18	22869102		CISCO SYSTEMS INC DIVIDEND ON 3,668.000 SHARES AT \$0.3300 PER SHARE SYMBOL: CSCO CUSIP: 17275R102	1,210.44	
07/25/18	22869108		CISCO SYSTEMS INC DIVIDEND ON 8,300.000 SHARES AT \$0.3300 PER SHARE SYMBOL: CSCO CUSIP: 17275R102	2,739.00	
07/23/18	22869107		CITIGROUP INC 5.800% PFD DIVIDEND ON 829.000 SHARES AT \$0.3625 PER SHARE CUSIP: 172967366	300.51	
07/02/18	22869107		CITIGROUP INC 7.125% PFD DIVIDEND ON 808.000 SHARES AT \$0.4453125 PER SHARE CUSIP: 172967358	359.81	
07/03/18	22869107		REVERSAL CMS ENERGY CORP PFD DIVIDEND ON 586.000 SHARES CUSIP: 125896860 RATE CHANGE ADJUSTMENT	- 228.91	
07/03/18	22869107		CMS ENERGY CORP PFD DIVIDEND ON 586.000 SHARES AT \$0.378906 PER SHARE CUSIP: 125896860	222.04	



Account Statement For:
YUKON KUSKOKWIM HEALTH CORP-CONS

Period Covered: July 1, 2018 - July 31, 2018

Consolidated Account Number AGG228691

TRANSACTION DETAIL *(continued)*

DATE	ACCOUNT NUMBER	QUANTITY	DESCRIPTION	AMOUNT	COST BASIS
Cash Receipts <i>(continued)</i>					
TAXABLE <i>(continued)</i>					
Dividends <i>(continued)</i>					
07/02/18	22869106		COCA COLA CO DIVIDEND ON 2,079,000 SHARES AT \$0.3900 PER SHARE SYMBOL: KO CUSIP: 191216100	810.81	
07/25/18	22869100		COMCAST CORP CLASS A DIVIDEND ON 800,000 SHARES AT \$0.1900 PER SHARE SYMBOL: CMCSA CUSIP: 20030N101	152.00	
07/25/18	22869108		COMCAST CORP CLASS A DIVIDEND ON 6,265,000 SHARES AT \$0.1900 PER SHARE SYMBOL: CMCSA CUSIP: 20030N101	1,190.35	
07/16/18	22869105		CORPORATE OFFICE PROPERTIES COM DIVIDEND ON 1,621,000 SHARES AT \$0.2750 PER SHARE SYMBOL: OFC CUSIP: 22002T108	445.78	
07/16/18	22869105		CUBESMART DIVIDEND ON 3,930,000 SHARES AT \$0.3000 PER SHARE SYMBOL: CUBE CUSIP: 229663109	1,179.00	
07/11/18	22869105		DCT INDUSTRIAL TRUST INC DIVIDEND ON 2,384,000 SHARES AT \$0.3600 PER SHARE SYMBOL: DCT CUSIP: 233153204	858.24	
07/03/18	22869105		DDR CORP DIVIDEND ON 2,627,000 SHARES AT \$0.3800 PER SHARE SYMBOL: DDR CUSIP: 23317H854	998.26	
07/16/18	22869107		DDR CORP 6.375% PFD DIVIDEND ON 463,000 SHARES AT \$0.39844 PER SHARE CUSIP: 23317H870	184.48	



Account Statement For:
YUKON KUSKOKWIM HEALTH CORP-CONS

Period Covered: July 1, 2018 - July 31, 2018

Consolidated Account Number AGG228691

TRANSACTION DETAIL *(continued)*

DATE	ACCOUNT NUMBER	QUANTITY	DESCRIPTION	AMOUNT	COST BASIS
Cash Receipts <i>(continued)</i>					
TAXABLE <i>(continued)</i>					
Dividends <i>(continued)</i>					
07/13/18	22869104		DENTSPLY SIRONA INC DIVIDEND ON 1,275.000 SHARES AT \$0.0875 PER SHARE SYMBOL: XRAY CUSIP: 24906P109	111.56	
07/24/18	22869104		DOLLAR GENERAL CORP DIVIDEND ON 418.000 SHARES AT \$0.2900 PER SHARE SYMBOL: DG CUSIP: 256677105	121.22	
07/30/18	22869107		DOMINION ENERGY INC 5.250% PFD DIVIDEND ON 1,156.000 SHARES AT \$0.328125 PER SHARE CUSIP: 25746U844	379.31	
07/24/18	22869100		DIVIDEND EARNED ON E-TRACS ALERIAN MLP INFRASTRUCTURE 0.396000 PER SHARE ON 45,300.000 SHARES SYMBOL: MLPI CUSIP: 902641646	17,938.80	
07/16/18	22869104		ECOLAB INC DIVIDEND ON 89.000 SHARES AT \$0.4100 PER SHARE SYMBOL: ECL CUSIP: 278865100	36.49	
07/16/18	22869107		ENBRIDGE INC PFD DIVIDEND ON 584.000 SHARES AT \$0.4117 PER SHARE CUSIP: 29250N477 0.4117 ON 584 SHRS DUE 07/15/18	240.43	
07/02/18	22869107		ENTERGY MISSISSIPPI INC 4.900% PFD DIVIDEND ON 582.000 SHARES AT \$0.30625 PER SHARE CUSIP: 29364N108	178.24	



Account Statement For:
YUKON KUSKOKWIM HEALTH CORP-CONS

Period Covered: July 1, 2018 - July 31, 2018

Consolidated Account Number AGG228691

TRANSACTION DETAIL *(continued)*

DATE	ACCOUNT NUMBER	QUANTITY	DESCRIPTION	AMOUNT	COST BASIS
Cash Receipts <i>(continued)</i>					
TAXABLE <i>(continued)</i>					
Dividends <i>(continued)</i>					
07/02/18	22869107		ENTERGY NEW ORLEANS LLC 5.500% PFD DIVIDEND ON 275.000 SHARES AT \$0.34375 PER SHARE CUSIP: 29364P103	94.53	
07/31/18	22869108		EOG RESOURCES, INC DIVIDEND ON 800.000 SHARES AT \$0.1850 PER SHARE SYMBOL: EOG CUSIP: 26875P101	148.00	
07/16/18	22869105		EPR PROPERTIES DIVIDEND ON 2,551.000 SHARES AT \$0.3600 PER SHARE CUSIP: 26884U109	918.36	
07/13/18	22869105		EQUITY LIFESTYLE PPTYS INC DIVIDEND ON 1,252.000 SHARES AT \$0.5500 PER SHARE SYMBOL: ELS CUSIP: 29472R108	688.60	
07/13/18	22869105		EQUITY RESIDENTIAL PPTYS TR SH BEN DIVIDEND ON 1,378.000 SHARES AT \$0.5400 PER SHARE SYMBOL: EQR CUSIP: 29476L107	744.12	
07/13/18	22869105		ESSEX PPTY TR COM DIVIDEND ON 1,552.000 SHARES AT \$1.8600 PER SHARE SYMBOL: ESS CUSIP: 297178105	2,886.72	
07/03/18	22869100		FID ADV EMER MKTS INC- CL I #607 DIVIDEND ON 115,718.431 SHARES CUSIP: 315920702	5,654.17	
07/16/18	22869105		FIRST INDL RLTY TR INC COM DIVIDEND ON 2,105.000 SHARES AT \$0.2175 PER SHARE SYMBOL: FR CUSIP: 32054K103	457.84	



Account Statement For:
YUKON KUSKOKWIM HEALTH CORP-CONS

Period Covered: July 1, 2018 - July 31, 2018

Consolidated Account Number AGG228691

TRANSACTION DETAIL *(continued)*

DATE	ACCOUNT NUMBER	QUANTITY	DESCRIPTION	AMOUNT	COST BASIS
Cash Receipts <i>(continued)</i>					
TAXABLE <i>(continued)</i>					
Dividends <i>(continued)</i>					
07/03/18	22869100		FPA NEW INCOME FUND #78 DIVIDEND ON 84,914.401 SHARES AT \$0.0800 PER SHARE CUSIP: 302544101	6,793.15	
07/02/18	22869107		GEORGIA POWER CO 5.000% PFD DIVIDEND ON 891.000 SHARES AT \$0.3125 PER SHARE CUSIP: 373334440	278.44	
07/31/18	22869105		GGP INC DIVIDEND ON 1,961.000 SHARES AT \$0.2200 PER SHARE SYMBOL: GGP CUSIP: 36174X101	431.42	
07/12/18	22869106		GLAXOSMITHKLINE PLC - ADR DIVIDEND ON 2,005.000 SHARES AT \$0.503253 PER SHARE SYMBOL: GSK CUSIP: 37733W105 0.503253 ON 2,005 SHRS DUE 07/12/18	1,009.02	
07/13/18	22869109		GRANITE CONSTR INC DIVIDEND ON 905.000 SHARES AT \$0.1300 PER SHARE SYMBOL: GVA CUSIP: 387328107	117.65	
07/16/18	22869107		HARTFORD FINL SVCS GRP 7.875% PFD DIVIDEND ON 691.000 SHARES AT \$0.4921875 PER SHARE CUSIP: 416518504	340.10	
07/10/18	22869105		HEALTHCARE TRUST OF AME-CL A DIVIDEND ON 7,476.000 SHARES AT \$0.3050 PER SHARE SYMBOL: HTA CUSIP: 42225P501	2,280.18	



Account Statement For:
YUKON KUSKOKWIM HEALTH CORP-CONS

Period Covered: July 1, 2018 - July 31, 2018

Consolidated Account Number AGG228691

TRANSACTION DETAIL *(continued)*

DATE	ACCOUNT NUMBER	QUANTITY	DESCRIPTION	AMOUNT	COST BASIS
Cash Receipts <i>(continued)</i>					
TAXABLE <i>(continued)</i>					
Dividends <i>(continued)</i>					
07/18/18	22869104		INTUIT COM DIVIDEND ON 59.000 SHARES AT \$0.3900 PER SHARE SYMBOL: INTU CUSIP: 461202103	23.01	
07/02/18	22869100		DIVIDEND EARNED ON ISHARES CORE S&P SMALL-CAP E 0.247357 PER SHARE ON 19,140.000 SHARES SYMBOL: IJR CUSIP: 464287804	4,734.41	
07/10/18	22869100		DIVIDEND EARNED ON ISHARES RUSSELL 1000 GROWTH ETF 0.427596 PER SHARE ON 45,382.000 SHARES SYMBOL: IWF CUSIP: 464287614	19,405.16	
07/02/18	22869100		DIVIDEND EARNED ON ISHARES S&P MID-CAP 400 GROWTH 0.516323 PER SHARE ON 2,775.000 SHARES SYMBOL: IJK CUSIP: 464287606	1,432.80	
07/31/18	22869102		JPMORGAN CHASE & CO DIVIDEND ON 1,249.000 SHARES AT \$0.5600 PER SHARE SYMBOL: JPM CUSIP: 46625H100	699.44	
07/31/18	22869108		JPMORGAN CHASE & CO DIVIDEND ON 2,665.000 SHARES AT \$0.5600 PER SHARE SYMBOL: JPM CUSIP: 46625H100	1,492.40	
07/05/18	22869104		KAR AUCTION SERVICES INC DIVIDEND ON 228.000 SHARES AT \$0.3500 PER SHARE SYMBOL: KAR CUSIP: 48238T109	79.80	
07/18/18	22869105		KILROY REALTY CORP COM DIVIDEND ON 2,793.000 SHARES AT \$0.4550 PER SHARE SYMBOL: KRC CUSIP: 49427F108	1,270.82	



Account Statement For:
YUKON KUSKOKWIM HEALTH CORP-CONS

Period Covered: July 1, 2018 - July 31, 2018

Consolidated Account Number AGG228691

TRANSACTION DETAIL *(continued)*

DATE	ACCOUNT NUMBER	QUANTITY	DESCRIPTION	AMOUNT	COST BASIS
Cash Receipts <i>(continued)</i>					
TAXABLE <i>(continued)</i>					
Dividends <i>(continued)</i>					
07/03/18	22869106		KIMBERLY CLARK CORP COM DIVIDEND ON 338.000 SHARES AT \$1.0000 PER SHARE SYMBOL: KMB CUSIP: 494368103	338.00	
07/16/18	22869107		KIMCO REALTY CORP 5.125% PFD DIVIDEND ON 297.000 SHARES AT \$0.32031 PER SHARE CUSIP: 49446R737	95.13	
07/16/18	22869107		KIMCO REALTY CORP 5.250% PFD DIVIDEND ON 596.000 SHARES AT \$0.328125 PER SHARE CUSIP: 49446R711	195.56	
07/16/18	22869107		KIMCO REALTY CORP 5.500% PFD DIVIDEND ON 235.000 SHARES AT \$0.34375 PER SHARE CUSIP: 49446R778	80.78	
07/26/18	22869104		LENNAR CORPORATION CLASS A COMMON DIVIDEND ON 652.000 SHARES AT \$0.0400 PER SHARE SYMBOL: LEN CUSIP: 526057104	26.08	
07/31/18	22869109		LTC PROPERTIES INC COM DIVIDEND ON 852.000 SHARES AT \$0.1900 PER SHARE SYMBOL: LTC CUSIP: 502175102	161.88	
07/02/18	22869108		MCKESSON CORP DIVIDEND ON 800.000 SHARES AT \$0.3400 PER SHARE SYMBOL: MCK CUSIP: 58155Q103	272.00	
07/09/18	22869102		MERCK & CO INC NEW DIVIDEND ON 1,943.000 SHARES AT \$0.4800 PER SHARE SYMBOL: MRK CUSIP: 58933Y105	932.64	



Account Statement For:
YUKON KUSKOKWIM HEALTH CORP-CONS

Period Covered: July 1, 2018 - July 31, 2018

Consolidated Account Number AGG228691

TRANSACTION DETAIL *(continued)*

DATE	ACCOUNT NUMBER	QUANTITY	DESCRIPTION	AMOUNT	COST BASIS
Cash Receipts <i>(continued)</i>					
TAXABLE <i>(continued)</i>					
Dividends <i>(continued)</i>					
07/09/18	22869106		MERCK & CO INC NEW DIVIDEND ON 389.000 SHARES AT \$0.4800 PER SHARE SYMBOL: MRK CUSIP: 58933Y105	186.72	
07/09/18	22869108		MERCK & CO INC NEW DIVIDEND ON 1,635.000 SHARES AT \$0.4800 PER SHARE SYMBOL: MRK CUSIP: 58933Y105	784.80	
07/27/18	22869109		METHODE ELECTRON INC COMMON DIVIDEND ON 984.000 SHARES AT \$0.1100 PER SHARE SYMBOL: MEI CUSIP: 591520200	108.24	
07/16/18	22869107		MLN MORGAN STANLEY DIVIDEND ON 1,614.000 SHARES AT \$0.44531 PER SHARE CUSIP: 61762V200	718.73	
07/13/18	22869102		MONDELEZ INTERNATIONAL INC DIVIDEND ON 3,611.000 SHARES AT \$0.2200 PER SHARE SYMBOL: MDLZ CUSIP: 609207105	794.42	
07/16/18	22869107		MORGAN STANLEY DIVIDEND ON 499.000 SHARES AT \$0.25278 PER SHARE CUSIP: 617475504	126.14	
07/16/18	22869107		MORGAN STANLEY 5.850% PFD DIVIDEND ON 956.000 SHARES AT \$0.36563 PER SHARE CUSIP: 61762V606	349.54	
07/16/18	22869107		MORGAN STANLEY 6.625% PFD DIVIDEND ON 1,569.000 SHARES AT \$0.41406 PER SHARE CUSIP: 61762V507	649.66	



Account Statement For:
YUKON KUSKOKWIM HEALTH CORP-CONS

Period Covered: July 1, 2018 - July 31, 2018

Consolidated Account Number AGG228691

TRANSACTION DETAIL *(continued)*

DATE	ACCOUNT NUMBER	QUANTITY	DESCRIPTION	AMOUNT	COST BASIS
Cash Receipts <i>(continued)</i>					
TAXABLE <i>(continued)</i>					
Dividends <i>(continued)</i>					
07/16/18	22869107		MORGAN STANLEY 6.875% PFD DIVIDEND ON 563.000 SHARES AT \$0.42969 PER SHARE CUSIP: 61763E207	241.92	
07/13/18	22869104		MOTOROLA SOLUTIONS, INC. DIVIDEND ON 155.000 SHARES AT \$0.5200 PER SHARE SYMBOL: MSI CUSIP: 620076307	80.60	
07/06/18	22869109		MTS SYS CORP DIVIDEND ON 941.000 SHARES AT \$0.3000 PER SHARE SYMBOL: MTSC CUSIP: 553777103	282.30	
07/05/18	22869108		NIKE INC CL B DIVIDEND ON 2,865.000 SHARES AT \$0.2000 PER SHARE SYMBOL: NKE CUSIP: 654106103	573.00	
07/02/18	22869102		NTT DOCOMO, INC. - ADR DIVIDEND ON 3,938.000 SHARES AT \$0.453784 PER SHARE SYMBOL: DCMYY CUSIP: 62942M201 0.453784 ON 3,938 SHRS DUE 07/02/18	1,787.00	
07/16/18	22869106		OCCIDENTAL PETE CORP DIVIDEND ON 1,093.000 SHARES AT \$0.7700 PER SHARE SYMBOL: OXY CUSIP: 674599105	841.61	
07/11/18	22869102		PHILIP MORRIS INTERNATIONAL IN DIVIDEND ON 1,600.000 SHARES AT \$1.1400 PER SHARE SYMBOL: PM CUSIP: 718172109	1,824.00	



Account Statement For:
YUKON KUSKOKWIM HEALTH CORP-CONS

Period Covered: July 1, 2018 - July 31, 2018

Consolidated Account Number AGG228691

TRANSACTION DETAIL *(continued)*

DATE	ACCOUNT NUMBER	QUANTITY	DESCRIPTION	AMOUNT	COST BASIS
Cash Receipts <i>(continued)</i>					
TAXABLE <i>(continued)</i>					
Dividends <i>(continued)</i>					
07/11/18	22869106		PHILIP MORRIS INTERNATIONAL IN DIVIDEND ON 1,152.000 SHARES AT \$1.1400 PER SHARE SYMBOL: PM CUSIP: 718172109	1,313.28	
07/18/18	22869105		PHYSICIANS REALTY TRUST DIVIDEND ON 4,456.000 SHARES AT \$0.2300 PER SHARE SYMBOL: DOC CUSIP: 71943U104	1,024.88	
07/02/18	22869106		PPL CORPORATION DIVIDEND ON 1,734.000 SHARES AT \$0.4100 PER SHARE SYMBOL: PPL CUSIP: 69351T106	710.94	
07/30/18	22869107		DIVIDEND EARNED ON PRINCIPAL FDS-CAPITAL SEC-S #4325 0,041100 PER SHARE ON 104,304.379 SHARES CUSIP: 742537202	4,286.91	
07/13/18	22869102		PUBLICIS GROUPE S.A. - ADR DIVIDEND ON 4,038.000 SHARES AT \$0.587105 PER SHARE SYMBOL: PUBGY CUSIP: 74463M106 0.587105 ON 4,038 SHRS DUE 07/13/18	2,370.73	
07/13/18	22869106		REALTY INCOME CORP COM DIVIDEND ON 365.000 SHARES AT \$0.2200 PER SHARE SYMBOL: O CUSIP: 756109104	80.30	
07/03/18	22869104		RESTAURANT BRANDS INTERN DIVIDEND ON 1,701.000 SHARES AT \$0.4500 PER SHARE SYMBOL: QSR CUSIP: 76131D103 0.45 ON 1,701 SHRS DUE 07/03/18	765.45	



Account Statement For:
YUKON KUSKOKWIM HEALTH CORP-CONS

Period Covered: July 1, 2018 - July 31, 2018

Consolidated Account Number AGG228691

TRANSACTION DETAIL *(continued)*

DATE	ACCOUNT NUMBER	QUANTITY	DESCRIPTION	AMOUNT	COST BASIS
Cash Receipts <i>(continued)</i>					
TAXABLE <i>(continued)</i>					
Dividends <i>(continued)</i>					
07/23/18	22869104		ROPER TECHNOLOGIES INC DIVIDEND ON 321.000 SHARES AT \$0.4125 PER SHARE SYMBOL: ROP CUSIP: 776696106	132.41	
07/31/18	22869105		SAUL CTRS INC COM DIVIDEND ON 671.000 SHARES AT \$0.5200 PER SHARE SYMBOL: BFS CUSIP: 804395101	348.92	
07/13/18	22869108		SCHLUMBERGER LTD DIVIDEND ON 2,815.000 SHARES AT \$0.5000 PER SHARE SYMBOL: SLB CUSIP: 806857108 0.5 ON 2,815 SHRS DUE 07/13/18	1,407.50	
07/16/18	22869105		SL GREEN REALTY CORP COM DIVIDEND ON 1,444.000 SHARES AT \$0.8125 PER SHARE SYMBOL: SLG CUSIP: 78440X101	1,173.25	
07/02/18	22869107		SOUTHERN CO 5.250% PFD DIVIDEND ON 583.000 SHARES AT \$0.328125 PER SHARE CUSIP: 842587305	191.30	
07/16/18	22869107		SOUTHERN CO 6.250% PFD DIVIDEND ON 210.000 SHARES AT \$0.390625 PER SHARE CUSIP: 842587206	82.03	
07/31/18	22869100		DIVIDEND EARNED ON SPDR S & P 500 ETF TRUST 1.245568 PER SHARE ON 6,400.000 SHARES SYMBOL: SPY CUSIP: 78462F103	7,971.64	



Account Statement For:
YUKON KUSKOKWIM HEALTH CORP-CONS

Period Covered: July 1, 2018 - July 31, 2018

Consolidated Account Number AGG228691

TRANSACTION DETAIL *(continued)*

DATE	ACCOUNT NUMBER	QUANTITY	DESCRIPTION	AMOUNT	COST BASIS
Cash Receipts <i>(continued)</i>					
TAXABLE <i>(continued)</i>					
Dividends <i>(continued)</i>					
07/31/18	22869100		DIVIDEND EARNED ON SPDR S&P MIDCAP 400 ETF TRUST 1.009830 PER SHARE ON 2,355.000 SHARES SYMBOL: MDY CUSIP: 78467Y107	2,378.15	
07/09/18	22869108		SPIRIT AEROSYSEMS HOLD-CL A DIVIDEND ON 1,240.000 SHARES AT \$0.1200 PER SHARE SYMBOL: SPR CUSIP: 848574109	148.80	
07/13/18	22869105		SPIRIT RLTY CAP INC NEW DIVIDEND ON 9,852.000 SHARES AT \$0.1800 PER SHARE SYMBOL: SRC CUSIP: 84860W102	1,773.36	
07/16/18	22869107		STIFEL FINANCIAL CORP 5.200% PFD DIVIDEND ON 296.000 SHARES AT \$0.3250 PER SHARE CUSIP: 860630607	96.20	
07/16/18	22869105		STORE CAPITAL CORP DIVIDEND ON 6,092.000 SHARES AT \$0.3100 PER SHARE CUSIP: 862121100	1,888.52	
07/16/18	22869105		SUN CMNTYS INC COM DIVIDEND ON 1,864.000 SHARES AT \$0.7100 PER SHARE SYMBOL: SUI CUSIP: 866674104	1,323.44	
07/16/18	22869105		SUNSTONE HOTEL INVS INC NEW DIVIDEND ON 8,694.000 SHARES AT \$0.0500 PER SHARE SYMBOL: SHO CUSIP: 867892101	434.70	
07/03/18	22869100		TCW EMRG MKTS INCM-I 4721 DIVIDEND ON 269,753.253 SHARES AT \$0.0235 PER SHARE CUSIP: 87234N765	6,339.20	



Account Statement For:
YUKON KUSKOKWIM HEALTH CORP-CONS

Period Covered: July 1, 2018 - July 31, 2018

Consolidated Account Number AGG228691

TRANSACTION DETAIL *(continued)*

DATE	ACCOUNT NUMBER	QUANTITY	DESCRIPTION	AMOUNT	COST BASIS
Cash Receipts <i>(continued)</i>					
TAXABLE <i>(continued)</i>					
Dividends <i>(continued)</i>					
07/20/18	22869105		TERRENO REALTY CORP DIVIDEND ON 1,611.000 SHARES AT \$0.2200 PER SHARE SYMBOL: TRNO CUSIP: 88146M101	354.42	
07/16/18	22869108		THERMO FISHER SCIENTIFIC INC DIVIDEND ON 920.000 SHARES AT \$0.1700 PER SHARE SYMBOL: TMO CUSIP: 883556102	156.40	
07/31/18	22869102		TORONTO DOMINION BK ONT COM NEW DIVIDEND ON 2,196.000 SHARES AT \$0.514144 PER SHARE SYMBOL: TD CUSIP: 891160509 0.514144 ON 2,196 SHRS DUE 07/31/18	1,129.06	
07/06/18	22869102		TOTAL S.A. - ADR DIVIDEND ON 1,224.000 SHARES AT \$0.716348 PER SHARE SYMBOL: TOT CUSIP: 89151E109 0.716348 ON 1,224 SHRS DUE 07/06/18	876.81	
07/06/18	22869106		TOTAL S.A. - ADR DIVIDEND ON 1,173.000 SHARES AT \$0.716348 PER SHARE SYMBOL: TOT CUSIP: 89151E109 0.716348 ON 1,173 SHRS DUE 07/06/18	840.28	
07/06/18	22869108		TOTAL S.A. - ADR DIVIDEND ON 3,710.000 SHARES AT \$0.716348 PER SHARE SYMBOL: TOT CUSIP: 89151E109 0.716348 ON 3,710 SHRS DUE 07/06/18	2,657.65	
07/31/18	22869102		TRANSCANADA CORP DIVIDEND ON 1,741.000 SHARES AT \$0.529492 PER SHARE SYMBOL: TRP CUSIP: 89353D107 0.529492 ON 1,741 SHRS DUE 07/31/18	921.85	



Account Statement For:
YUKON KUSKOKWIM HEALTH CORP-CONS

Period Covered: July 1, 2018 - July 31, 2018

Consolidated Account Number AGG228691

TRANSACTION DETAIL *(continued)*

DATE	ACCOUNT NUMBER	QUANTITY	DESCRIPTION	AMOUNT	COST BASIS
Cash Receipts <i>(continued)</i>					
TAXABLE <i>(continued)</i>					
Dividends <i>(continued)</i>					
07/02/18	22869109		UMB FINL CORP COM DIVIDEND ON 556.000 SHARES AT \$0.2900 PER SHARE SYMBOL: UMBF CUSIP: 902788108	161.24	
07/02/18	22869109		UNITED BANKSHARES INC COM DIVIDEND ON 1,816.000 SHARES AT \$0.3400 PER SHARE SYMBOL: UBSI CUSIP: 909907107	617.44	
07/16/18	22869107		US BANCORP DIVIDEND ON 192.000 SHARES AT \$0.22118 PER SHARE CUSIP: 902973155	42.47	
07/16/18	22869107		US BANCORP 5.150% PFD DIVIDEND ON 286.000 SHARES AT \$0.32188 PER SHARE CUSIP: 902973791	92.06	
07/16/18	22869107		US BANCORP 6.500% PFD DIVIDEND ON 1,832.000 SHARES AT \$0.40625 PER SHARE CUSIP: 902973833	744.25	
07/12/18	22869104		VAIL RESORTS INC COM DIVIDEND ON 57.000 SHARES AT \$1.4700 PER SHARE SYMBOL: MTN CUSIP: 91879Q109	83.79	
07/12/18	22869106		VENTAS INC COM DIVIDEND ON 730.000 SHARES AT \$0.7900 PER SHARE SYMBOL: VTR CUSIP: 92276F100	576.70	
07/13/18	22869105		VICI PROPERTIES INC DIVIDEND ON 896.000 SHARES AT \$0.2625 PER SHARE SYMBOL: VICI CUSIP: 925652109	235.20	



Account Statement For:
YUKON KUSKOKWIM HEALTH CORP-CONS

Period Covered: July 1, 2018 - July 31, 2018

Consolidated Account Number AGG228691

TRANSACTION DETAIL *(continued)*

DATE	ACCOUNT NUMBER	QUANTITY	DESCRIPTION	AMOUNT	COST BASIS
Cash Receipts <i>(continued)</i>					
TAXABLE <i>(continued)</i>					
Dividends <i>(continued)</i>					
07/02/18	22869107		VORNADO REALTY TRUST 5.250% PFD DIVIDEND ON 601.000 SHARES AT \$0.328125 PER SHARE CUSIP: 929042828	197.20	
07/02/18	22869107		VORNADO REALTY TRUST 5.400% PFD DIVIDEND ON 236.000 SHARES AT \$0.3375 PER SHARE CUSIP: 929042844	79.65	
07/26/18	22869108		WALT DISNEY CO DIVIDEND ON 1,290,000 SHARES AT \$0.8400 PER SHARE SYMBOL: DIS CUSIP: 254687106	1,083.60	
07/03/18	22869101		WF ULTR SHORT-TRMINCOME-I#3104 CUSIP: 949917744 DIVIDEND FROM 6/1/18 TO 6/30/18	233.56	
Total Taxable Dividends				\$155,261.64	\$0.00
Other					
07/11/18	22869100		PARTNERSHIP DISTRIBUTION SIG GUFF DISTRSD REAL EST ASP R/11 7.11.2018 NON-RECALLABLE DISTRIBUTION	\$30,870.00	
Total Taxable Other				\$30,870.00	\$0.00
Total Taxable				\$273,452.80	\$0.00
Total Taxable & Tax Exempt				\$273,452.80	\$0.00
Total Cash Receipts				\$273,452.80	\$0.00



Account Statement For:
YUKON KUSKOKWIM HEALTH CORP-CONS

Period Covered: July 1, 2018 - July 31, 2018

Consolidated Account Number AGG228691

TRANSACTION DETAIL *(continued)*

DATE	ACCOUNT NUMBER	QUANTITY	DESCRIPTION	AMOUNT	COST BASIS
Cash Disbursements <i>(continued)</i>					
ASSET RELATED - BANK N S HALIFAX					
07/27/18	22869102		PAID TO TAX WITHHOLDING FOREIGN TAX SYMBOL: BNS CUSIP: 064149107 25.0% W/H ON 1,500 SHRS	- \$235.28	
Total Asset Related - BANK N S HALIFAX				- \$235.28	\$0.00
ASSET RELATED - BAYER AG ADR- RIGHTS DEEMED 7/15/18					
07/03/18	22869108		PAID TO ADR FEE @ 0.02 MISCELLANEOUS FEES ADR FEE @ 0.02	- \$64.00	
Total Asset Related - BAYER AG ADR- RIGHTS DEEMED 7/15/18				- \$64.00	\$0.00
ASSET RELATED - BCE INC					
07/16/18	22869106		PAID TO TAX WITHHOLDING FOREIGN TAX SYMBOL: BCE CUSIP: 05534B760 25.0% W/H ON 1,723 SHRS	- \$247.22	
Total Asset Related - BCE INC				- \$247.22	\$0.00
ASSET RELATED - CALL WRITE AMP @ 145.00 7/20/18					
07/18/18	22869108		PAID TO UBS CALL WRITE OPTION BUY TO CLOSE WITH UBS @ 0.6200	- \$251.35	
Total Asset Related - CALL WRITE AMP @ 145.00 7/20/18				- \$251.35	\$0.00



Account Statement For:
YUKON KUSKOKWIM HEALTH CORP-CONS

Period Covered: July 1, 2018 - July 31, 2018

Consolidated Account Number AGG228691

TRANSACTION DETAIL *(continued)*

DATE	ACCOUNT NUMBER	QUANTITY	DESCRIPTION	AMOUNT	COST BASIS
Cash Disbursements <i>(continued)</i>					
07/12/18	22869108		ASSET RELATED - CALL WRITE AMP @ 155.00 7/20/18 PAID TO UBS CALL WRITE OPTION BUY TO CLOSE WITH UBS @ 0.0528	- \$24.48	
Total Asset Related - CALL WRITE AMP @ 155.00 7/20/18				- \$24.48	\$0.00
07/26/18	22869108		ASSET RELATED - CALL WRITE BA @ 365.00 8/17/18 PAID TO UBS CALL WRITE OPTION BUY TO CLOSE WITH UBS @ 6.1487	- \$1,847.17	
Total Asset Related - CALL WRITE BA @ 365.00 8/17/18				- \$1,847.17	\$0.00
07/16/18	22869108		ASSET RELATED - CALL WRITE BRK.B @ 195.00 7/20/18 PAID TO UBS CALL WRITE OPTION BUY TO CLOSE WITH UBS @ 0.1666	- \$70.00	
Total Asset Related - CALL WRITE BRK.B @ 195.00 7/20/18				- \$70.00	\$0.00
07/10/18	22869108		ASSET RELATED - CALL WRITE BRK.B @ 197.50 7/13/18 PAID TO UBS CALL WRITE OPTION BUY TO CLOSE WITH UBS @ 0.0466	- \$11.00	
Total Asset Related - CALL WRITE BRK.B @ 197.50 7/13/18				- \$11.00	\$0.00



Account Statement For:
YUKON KUSKOKWIM HEALTH CORP-CONS

Period Covered: July 1, 2018 - July 31, 2018

Consolidated Account Number AGG228691

TRANSACTION DETAIL *(continued)*

DATE	ACCOUNT NUMBER	QUANTITY	DESCRIPTION	AMOUNT	COST BASIS
Cash Disbursements <i>(continued)</i>					
07/18/18	22869108		ASSET RELATED - CALL WRITE CE @ 120.00 PAID TO UBS CALL WRITE OPTION BUY TO CLOSE WITH UBS @ 0.1000	- \$21.66	
07/19/18	22869108		ASSET RELATED - CALL WRITE CE @ 120.00 PAID TO UBS CALL WRITE OPTION BUY TO CLOSE WITH UBS @ 0.1500	- 95.03	
Total Asset Related - CALL WRITE CE @ 120.00 7/20/18				- \$116.69	\$0.00
07/16/18	22869108		ASSET RELATED - CALL WRITE CSCO @ 47.00 PAID TO UBS CALL WRITE OPTION BUY TO CLOSE WITH UBS @ 0.0941	- \$195.08	
Total Asset Related - CALL WRITE CSCO @ 47.00 8/17/18				- \$195.08	\$0.00
07/27/18	22869108		ASSET RELATED - CALL WRITE CTSH @ 81.50 PAID TO UBS CALL WRITE OPTION BUY TO CLOSE WITH UBS @ 1.3710	- \$1,379.38	
Total Asset Related - CALL WRITE CTSH @ 81.50 7/27/18				- \$1,379.38	\$0.00



Account Statement For:
YUKON KUSKOKWIM HEALTH CORP-CONS

Period Covered: July 1, 2018 - July 31, 2018

Consolidated Account Number AGG228691

TRANSACTION DETAIL *(continued)*

DATE	ACCOUNT NUMBER	QUANTITY	DESCRIPTION	AMOUNT	COST BASIS
Cash Disbursements <i>(continued)</i>					
07/31/18	22869108		ASSET RELATED - CALL WRITE CVS @ 71.00 PAID TO UBS CALL WRITE OPTION BUY TO CLOSE WITH UBS @ 0.0317	- \$48.09	
Total Asset Related - CALL WRITE CVS @ 71.00				- \$48.09	\$0.00
07/20/18	22869108		ASSET RELATED - CALL WRITE DEO @ 150.00 PAID TO UBS CALL WRITE OPTION BUY TO CLOSE WITH UBS @ 0.1016	- \$77.07	
Total Asset Related - CALL WRITE DEO @ 150.00				- \$77.07	\$0.00
07/26/18	22869108		ASSET RELATED - CALL WRITE DIS @ 109.00 PAID TO UBS CALL WRITE OPTION BUY TO CLOSE WITH UBS @ 2.8357	- \$1,706.45	
Total Asset Related - CALL WRITE DIS @ 109.00				- \$1,706.45	\$0.00
07/13/18	22869108		ASSET RELATED - CALL WRITE ETN @ 80.50 PAID TO UBS CALL WRITE OPTION BUY TO CLOSE WITH UBS @ 0.1000	- \$10.84	
Total Asset Related - CALL WRITE ETN @ 80.50				- \$10.84	\$0.00



Account Statement For:
YUKON KUSKOKWIM HEALTH CORP-CONS

Period Covered: July 1, 2018 - July 31, 2018

Consolidated Account Number AGG228691

TRANSACTION DETAIL *(continued)*

DATE	ACCOUNT NUMBER	QUANTITY	DESCRIPTION	AMOUNT	COST BASIS
Cash Disbursements <i>(continued)</i>					
ASSET RELATED - CALL WRITE GOOG @ 1225.0 8/17/18					
07/23/18	22869108		PAID TO UBS CALL WRITE OPTION BUY TO CLOSE WITH UBS @ 21.0044	- \$4,202.56	
Total Asset Related - CALL WRITE GOOG @ 1225.0 8/17/18				- \$4,202.56	\$0.00
ASSET RELATED - CALL WRITE HD @ 205.00 7/13/18					
07/09/18	22869108		PAID TO UBS CALL WRITE OPTION BUY TO CLOSE WITH UBS @ 0.0500	- \$11.68	
Total Asset Related - CALL WRITE HD @ 205.00 7/13/18				- \$11.68	\$0.00
ASSET RELATED - CALL WRITE HD @ 210.00 7/20/18					
07/12/18	22869108		PAID TO UBS CALL WRITE OPTION BUY TO CLOSE WITH UBS @ 0.0500	- \$11.68	
07/13/18	22869108		PAID TO UBS CALL WRITE OPTION BUY TO CLOSE WITH UBS @ 0.0500	- 5.84	
Total Asset Related - CALL WRITE HD @ 210.00 7/20/18				- \$17.52	\$0.00



Account Statement For:
YUKON KUSKOKWIM HEALTH CORP-CONS

Period Covered: July 1, 2018 - July 31, 2018

Consolidated Account Number AGG228691

TRANSACTION DETAIL *(continued)*

DATE	ACCOUNT NUMBER	QUANTITY	DESCRIPTION	AMOUNT	COST BASIS
Cash Disbursements <i>(continued)</i>					
07/19/18	22869100		ASSET RELATED - CALL WRITE IEMG @ 55.00 PAID TO UBS CALL WRITE OPTION BUY TO CLOSE WITH UBS @ 0.0300	- \$314.70	
Total Asset Related - CALL WRITE IEMG @ 55.00				- \$314.70	\$0.00
07/20/18	22869100		ASSET RELATED - CALL WRITE IWF @ 149.00 PAID TO UBS CALL WRITE OPTION BUY TO CLOSE WITH UBS @ 0.9500	- \$8,721.25	
Total Asset Related - CALL WRITE IWF @ 149.00				- \$8,721.25	\$0.00
07/05/18	22869108		ASSET RELATED - CALL WRITE JPM @ 110.00 PAID TO UBS CALL WRITE OPTION BUY TO CLOSE WITH UBS @ 0.0212	- \$17.75	
Total Asset Related - CALL WRITE JPM @ 110.00				- \$17.75	\$0.00
07/26/18	22869108		ASSET RELATED - CALL WRITE JPM @ 110.00 PAID TO UBS CALL WRITE OPTION BUY TO CLOSE WITH UBS @ 5.1872	- \$3,636.90	
Total Asset Related - CALL WRITE JPM @ 110.00				- \$3,636.90	\$0.00



Account Statement For:
YUKON KUSKOKWIM HEALTH CORP-CONS

Period Covered: July 1, 2018 - July 31, 2018

Consolidated Account Number AGG228691

TRANSACTION DETAIL *(continued)*

DATE	ACCOUNT NUMBER	QUANTITY	DESCRIPTION	AMOUNT	COST BASIS
Cash Disbursements <i>(continued)</i>					
07/05/18	22869108		ASSET RELATED - CALL WRITE JPM @ 115.00 PAID TO UBS CALL WRITE OPTION BUY TO CLOSE WITH UBS @ 0.0564	- \$45.34	
Total Asset Related - CALL WRITE JPM @ 115.00				- \$45.34	\$0.00
07/11/18	22869108		ASSET RELATED - CALL WRITE LLY @ 85.00 PAID TO UBS CALL WRITE OPTION BUY TO CLOSE WITH UBS @ 3.2309	- \$1,943.57	
Total Asset Related - CALL WRITE LLY @ 85.00				- \$1,943.57	\$0.00
07/12/18	22869108		ASSET RELATED - CALL WRITE MCK @ 152.50 PAID TO UBS CALL WRITE OPTION BUY TO CLOSE WITH UBS @ 0.0500	- \$35.03	
Total Asset Related - CALL WRITE MCK @ 152.50				- \$35.03	\$0.00
07/23/18	22869100		ASSET RELATED - CALL WRITE MDY @ 365.00 PAID TO UBS CALL WRITE OPTION BUY TO CLOSE WITH UBS @ 0.2000	- \$125.02	
Total Asset Related - CALL WRITE MDY @ 365.00				- \$125.02	\$0.00



Account Statement For:
YUKON KUSKOKWIM HEALTH CORP-CONS

Period Covered: July 1, 2018 - July 31, 2018

Consolidated Account Number AGG228691

TRANSACTION DETAIL *(continued)*

DATE	ACCOUNT NUMBER	QUANTITY	DESCRIPTION	AMOUNT	COST BASIS
Cash Disbursements <i>(continued)</i>					
07/12/18	22869108		ASSET RELATED - CALL WRITE MRK @ 63.00 PAID TO UBS CALL WRITE OPTION BUY TO CLOSE WITH UBS @ 0.0500	-\$70.05	
Total Asset Related - CALL WRITE MRK @ 63.00				-\$70.05	\$0.00
07/09/18	22869108		ASSET RELATED - CALL WRITE NKE @ 78.00 PAID TO UBS CALL WRITE OPTION BUY TO CLOSE WITH UBS @ 0.0200	-\$22.70	
Total Asset Related - CALL WRITE NKE @ 78.00				-\$22.70	\$0.00
07/13/18	22869108		ASSET RELATED - CALL WRITE SLB @ 70.00 PAID TO UBS CALL WRITE OPTION BUY TO CLOSE WITH UBS @ 0.0200	-\$51.08	
Total Asset Related - CALL WRITE SLB @ 70.00				-\$51.08	\$0.00
07/13/18	22869108		ASSET RELATED - CALL WRITE SPR @ 90.00 PAID TO UBS CALL WRITE OPTION BUY TO CLOSE WITH UBS @ 0.2380	-\$98.62	
Total Asset Related - CALL WRITE SPR @ 90.00				-\$98.62	\$0.00



Account Statement For:
YUKON KUSKOKWIM HEALTH CORP-CONS

Period Covered: July 1, 2018 - July 31, 2018

Consolidated Account Number AGG228691

TRANSACTION DETAIL *(continued)*

DATE	ACCOUNT NUMBER	QUANTITY	DESCRIPTION	AMOUNT	COST BASIS
Cash Disbursements <i>(continued)</i>					
07/19/18	22869100		ASSET RELATED - CALL WRITE SPY @ 277.50 PAID TO UBS CALL WRITE OPTION BUY TO CLOSE WITH UBS @ 3.6559	- \$4,763.61	
Total Asset Related - CALL WRITE SPY @ 277.50 7/20/18				- \$4,763.61	\$0.00
07/03/18	22869100		ASSET RELATED - CALL WRITE SPY @ 280.00 PAID TO UBS CALL WRITE OPTION BUY TO CLOSE WITH UBS @ 0.3503	- \$466.52	
Total Asset Related - CALL WRITE SPY @ 280.00 7/27/18				- \$466.52	\$0.00
07/27/18	22869108		ASSET RELATED - CALL WRITE TMO @ 220.00 PAID TO UBS CALL WRITE OPTION BUY TO CLOSE WITH UBS @ 11.9425	- \$3,585.26	
Total Asset Related - CALL WRITE TMO @ 220.00 8/17/18				- \$3,585.26	\$0.00
07/12/18	22869108		ASSET RELATED - CALL WRITE UNH @ 260.00 PAID TO UBS CALL WRITE OPTION BUY TO CLOSE WITH UBS @ 0.1000	- \$43.35	
Total Asset Related - CALL WRITE UNH @ 260.00 7/13/18				- \$43.35	\$0.00



Account Statement For:
YUKON KUSKOKWIM HEALTH CORP-CONS

Period Covered: July 1, 2018 - July 31, 2018

Consolidated Account Number AGG228691

TRANSACTION DETAIL *(continued)*

DATE	ACCOUNT NUMBER	QUANTITY	DESCRIPTION	AMOUNT	COST BASIS
Cash Disbursements <i>(continued)</i>					
07/12/18	22869108		ASSET RELATED - CALL WRITE UPS @ 113.00 PAID TO UBS CALL WRITE OPTION BUY TO CLOSE WITH UBS @ 0.0887	- \$48.63	
Total Asset Related - CALL WRITE UPS @ 113.00				- \$48.63	\$0.00
07/26/18	22869108		ASSET RELATED - CALL WRITE UPS @ 113.00 PAID TO UBS CALL WRITE OPTION BUY TO CLOSE WITH UBS @ 2.3070	- \$1,157.70	
Total Asset Related - CALL WRITE UPS @ 113.00				- \$1,157.70	\$0.00
07/06/18	22869100		ASSET RELATED - CALL WRITE VNQ @ 81.00 PAID TO UBS CALL WRITE OPTION BUY TO CLOSE WITH UBS @ 1.7107	- \$2,750.70	
07/12/18	22869100		ASSET RELATED - CALL WRITE VNQ @ 81.00 PAID TO UBS CALL WRITE OPTION BUY TO CLOSE WITH UBS @ 1.6500	- 2,487.56	
Total Asset Related - CALL WRITE VNQ @ 81.00				- \$5,238.26	\$0.00



Account Statement For:
YUKON KUSKOKWIM HEALTH CORP-CONS

Period Covered: July 1, 2018 - July 31, 2018

Consolidated Account Number AGG228691

TRANSACTION DETAIL *(continued)*

DATE	ACCOUNT NUMBER	QUANTITY	DESCRIPTION	AMOUNT	COST BASIS
Cash Disbursements <i>(continued)</i>					
ASSET RELATED - CALL WRITE VNQ @ 84.00					
07/27/18	22869100		8/17/18 PAID TO UBS CALL WRITE OPTION BUY TO CLOSE WITH UBS @ 0.1000	- \$173.39	
Total Asset Related - CALL WRITE VNQ @ 84.00				- \$173.39	\$0.00
ASSET RELATED - CALL WRITE ZTS @ 87.00					
07/24/18	22869108		7/27/18 PAID TO UBS CALL WRITE OPTION BUY TO CLOSE WITH UBS @ 0.0500	- \$5.84	
07/25/18	22869108		PAID TO UBS CALL WRITE OPTION BUY TO CLOSE WITH UBS @ 0.0500	- 17.51	
Total Asset Related - CALL WRITE ZTS @ 87.00				- \$23.35	\$0.00
ASSET RELATED - CANADIAN IMPERIAL BK OF COMMERCE					
07/27/18	22869106		PAID TO TAX WITHHOLDING FOREIGN TAX SYMBOL: CM CUSIP: 136069101 25.0% W/H ON 606 SHRS	- \$154.17	
Total Asset Related - CANADIAN IMPERIAL BK OF COMMERCE				- \$154.17	\$0.00



Account Statement For:
YUKON KUSKOKWIM HEALTH CORP-CONS

Period Covered: July 1, 2018 - July 31, 2018

Consolidated Account Number AGG228691

TRANSACTION DETAIL *(continued)*

DATE	ACCOUNT NUMBER	QUANTITY	DESCRIPTION	AMOUNT	COST BASIS
Cash Disbursements <i>(continued)</i>					
ASSET RELATED - GLAXOSMITHKLINE PLC - ADR					
07/12/18	22869106		PAID TO ADR FEE MISCELLANEOUS FEES SYMBOL: GSK CUSIP: 37733W105 ADR FEE 0.005 ON 2,005 SHRS DUE 07/12/18	- \$10.02	
Total Asset Related - GLAXOSMITHKLINE PLC - ADR				- \$10.02	\$0.00
ASSET RELATED - NTT DOCOMO, INC. - ADR					
07/02/18	22869102		PAID TO TAX WITHHOLDING FOREIGN TAX SYMBOL: DCMYY CUSIP: 62942M201 15.3% W/H ON 3,938 SHRS	- \$273.68	
Total Asset Related - NTT DOCOMO, INC. - ADR				- \$273.68	\$0.00
ASSET RELATED - PUBLICIS GROUPE S.A. - ADR					
07/13/18	22869102		PAID TO TAX WITHHOLDING FOREIGN TAX SYMBOL: PUBGY CUSIP: 74463M106 30.0% W/H ON 4,038 SHRS	- \$711.22	
07/13/18	22869102		PAID TO ADR FEE MISCELLANEOUS FEES SYMBOL: PUBGY CUSIP: 74463M106 ADR FEE 0.03 ON 4,038 SHRS DUE 07/13/18	- 121.14	
Total Asset Related - PUBLICIS GROUPE S.A. - ADR				- \$832.36	\$0.00



Account Statement For:
YUKON KUSKOKWIM HEALTH CORP-CONS

Period Covered: July 1, 2018 - July 31, 2018

Consolidated Account Number AGG228691

TRANSACTION DETAIL *(continued)*

DATE	ACCOUNT NUMBER	QUANTITY	DESCRIPTION	AMOUNT	COST BASIS
Cash Disbursements <i>(continued)</i>					
ASSET RELATED - RESTAURANT BRANDS INTERN					
07/03/18	22869104		PAID TO TAX WITHHOLDING FOREIGN TAX SYMBOL: QSR CUSIP: 76131D103 25.0% W/H ON 1,701 SHRS	- \$191.36	
Total Asset Related - RESTAURANT BRANDS INTERN				- \$191.36	\$0.00
ASSET RELATED - TORONTO DOMINION BK ONT COM NEW					
07/31/18	22869102		PAID TO TAX WITHHOLDING FOREIGN TAX SYMBOL: TD CUSIP: 891160509 25.0% W/H ON 2,196 SHRS	- \$282.26	
Total Asset Related - TORONTO DOMINION BK ONT COM NEW				- \$282.26	\$0.00
ASSET RELATED - TOTAL S.A. - ADR					
07/06/18	22869102		PAID TO TAX WITHHOLDING FOREIGN TAX SYMBOL: TOT CUSIP: 89151E109 30.0% W/H ON 1,224 SHRS	- \$263.04	
07/06/18	22869106		PAID TO TAX WITHHOLDING FOREIGN TAX SYMBOL: TOT CUSIP: 89151E109 30.0% W/H ON 1,173 SHRS	- 252.08	
07/06/18	22869108		PAID TO TAX WITHHOLDING FOREIGN TAX SYMBOL: TOT CUSIP: 89151E109 30.0% W/H ON 3,710 SHRS	- 797.30	
Total Asset Related - TOTAL S.A. - ADR				- \$1,312.42	\$0.00



Account Statement For:
YUKON KUSKOKWIM HEALTH CORP-CONS

Period Covered: July 1, 2018 - July 31, 2018

Consolidated Account Number AGG228691

TRANSACTION DETAIL *(continued)*

DATE	ACCOUNT NUMBER	QUANTITY	DESCRIPTION	AMOUNT	COST BASIS
Cash Disbursements <i>(continued)</i>					
ASSET RELATED - TRANSCANADA CORP					
07/31/18	22869102		PAID TO TAX WITHHOLDING FOREIGN TAX SYMBOL: TRP CUSIP: 89353D107 25.0% W/H ON 1,741 SHRS	- \$230.46	
Total Asset Related - TRANSCANADA CORP				- \$230.46	\$0.00
Total Asset Related				- \$44,384.67	\$0.00
Total Cash Disbursements				- \$63,739.12	\$0.00

Assets Received

OTHER ASSETS RECEIVED

07/02/18	22869108	800.000	SO OF BAYER AG ADR DEEMED RECEIVED RECEIVED 800 SHARES DISTRIBUTION AT 0.25 SHARES OF BAYER AG ADR- RIGHTS DEEMED 7/15/18 FOR EACH SHARE OF BAYER AG - ADR DUE 06/25/18		
07/12/18	22869108	- 5.000	RECEIVED -5 UNITS OF CALL WRITE AMG @ 160.00 8/17/18 VALUE: \$-950.00 SELL TO OPEN WITH UBS @ 1.5500		- 770.81
07/12/18	22869108	- 4.000	RECEIVED -4 UNITS OF CALL WRITE AMP @ 150.00 8/17/18 VALUE: \$-988.00 SELL TO OPEN WITH UBS @ 1.9225		- 765.66
07/18/18	22869108	- 4.000	RECEIVED -4 UNITS OF CALL WRITE AMP @ 155.00 9/21/18 VALUE: \$-520.00 SELL TO OPEN WITH UBS @ 1.5500		- 616.63



Account Statement For:
YUKON KUSKOKWIM HEALTH CORP-CONS

Period Covered: July 1, 2018 - July 31, 2018

Consolidated Account Number AGG228691

TRANSACTION DETAIL *(continued)*

DATE	ACCOUNT NUMBER	QUANTITY	DESCRIPTION	AMOUNT	COST BASIS
Assets Received <i>(continued)</i>					
OTHER ASSETS RECEIVED <i>(continued)</i>					
07/13/18	22869108	- 3.000	RECEIVED -3 UNITS OF CALL WRITE BA @ 365.00 8/17/18 VALUE: \$-1,110.00 SELL TO OPEN WITH UBS @ 4.1646		- 1,246.85
07/26/18	22869108	- 3.000	RECEIVED -3 UNITS OF CALL WRITE BA @ 377.50 8/31/18 VALUE: \$-1,167.00 SELL TO OPEN WITH UBS @ 3.8312		- 1,146.83
07/17/18	22869108	- 1.000	RECEIVED -1 UNITS OF CALL WRITE BLK @ 527.50 8/24/18 VALUE: \$-420.00 SELL TO OPEN WITH UBS @ 4.1883		- 417.98
07/10/18	22869108	- 2.000	RECEIVED -2 UNITS OF CALL WRITE BRK.B @ 195.00 8/17/18 VALUE: \$-308.00 SELL TO OPEN WITH UBS @ 1.4927		- 296.84
07/16/18	22869108	- 4.000	RECEIVED -4 UNITS OF CALL WRITE BRK.B @ 197.50 8/24/18 VALUE: \$-504.00 SELL TO OPEN WITH UBS @ 1.3965		- 555.27
07/17/18	22869108	- 12.000	RECEIVED -12 UNITS OF CALL WRITE C @ 72.50 8/17/18 VALUE: \$-180.00 SELL TO OPEN WITH UBS @ 0.4501		- 530.05
07/23/18	22869108	- 10.000	RECEIVED -10 UNITS OF CALL WRITE CE @ 120.00 9/21/18 VALUE: \$-940.00 SELL TO OPEN WITH UBS @ 1.0002		- 991.79
07/10/18	22869108	- 23.000	RECEIVED -23 UNITS OF CALL WRITE CMCSA @ 36.00 8/10/18 VALUE: \$-1,035.00 SELL TO OPEN WITH UBS @ 0.3800		- 854.70



Account Statement For:
YUKON KUSKOKWIM HEALTH CORP-CONS

Period Covered: July 1, 2018 - July 31, 2018

Consolidated Account Number AGG228691

TRANSACTION DETAIL *(continued)*

DATE	ACCOUNT NUMBER	QUANTITY	DESCRIPTION	AMOUNT	COST BASIS
Assets Received <i>(continued)</i>					
OTHER ASSETS RECEIVED <i>(continued)</i>					
07/10/18	22869100	- 8.000	RECEIVED -8 UNITS OF CALL WRITE CMCSA @ 36.00 8/10/18 VALUE: \$-360.00 SELL TO OPEN WITH UBS @ 0.3800		- 297.28
07/13/18	22869108	- 1.000	RECEIVED -1 UNITS OF CALL WRITE CME @ 175.00 8/17/18 VALUE: \$-120.00 SELL TO OPEN WITH UBS @ 1.4242		- 141.57
07/16/18	22869108	- 2.000	RECEIVED -2 UNITS OF CALL WRITE CSCO @ 44.50 8/24/18 VALUE: \$-188.00 SELL TO OPEN WITH UBS @ 0.4200		- 82.31
07/16/18	22869108	- 19.000	RECEIVED -19 UNITS OF CALL WRITE CSCO @ 44.50 8/24/18 VALUE: \$-1,786.00 SELL TO OPEN WITH UBS @ 0.4262		- 793.94
07/30/18	22869108	- 10.000	RECEIVED -10 UNITS OF CALL WRITE CTSH @ 87.50 9/21/18 VALUE: \$-790.00 SELL TO OPEN WITH UBS @ 0.8710		- 862.75
07/10/18	22869108	- 12.000	RECEIVED -12 UNITS OF CALL WRITE CVS @ 71.00 8/03/18 VALUE: \$-420.00 SELL TO OPEN WITH UBS @ 0.6500		- 769.92
07/02/18	22869108	- 6.000	RECEIVED -6 UNITS OF CALL WRITE DIS @ 109.00 7/27/18 VALUE: \$-480.00 SELL TO OPEN WITH UBS @ 0.8549		- 507.89
07/26/18	22869108	- 6.000	RECEIVED -6 UNITS OF CALL WRITE DIS @ 116.00 8/17/18 VALUE: \$-630.00 SELL TO OPEN WITH UBS @ 1.0822		- 644.31



Account Statement For:
YUKON KUSKOKWIM HEALTH CORP-CONS

Period Covered: July 1, 2018 - July 31, 2018

Consolidated Account Number AGG228691

TRANSACTION DETAIL *(continued)*

DATE	ACCOUNT NUMBER	QUANTITY	DESCRIPTION	AMOUNT	COST BASIS
Assets Received <i>(continued)</i>					
OTHER ASSETS RECEIVED <i>(continued)</i>					
07/13/18	22869108	- 1.000	RECEIVED -1 UNITS OF CALL WRITE ETN @ 80.00 8/17/18 VALUE: \$-55.00 SELL TO OPEN WITH UBS @ 0.6500		- 64.15
07/17/18	22869108	- 20.000	RECEIVED -20 UNITS OF CALL WRITE FLEX @ 16.00 8/17/18 VALUE: \$-440.00 SELL TO OPEN WITH UBS @ 0.1800		- 343.23
07/11/18	22869108	- 8.000	RECEIVED -8 UNITS OF CALL WRITE GILD @ 80.00 8/17/18 VALUE: \$-1,224.00 SELL TO OPEN WITH UBS @ 1.5157		- 1,205.83
07/10/18	22869108	- 2.000	RECEIVED -2 UNITS OF CALL WRITE GOOG @ 1225.0 8/17/18 VALUE: \$-2,500.00 SELL TO OPEN WITH UBS @ 12.5000		- 2,498.31
07/23/18	22869108	- 2.000	RECEIVED -2 UNITS OF CALL WRITE GOOG @ 1260 8/17/18 VALUE: \$-1,996.00 SELL TO OPEN WITH UBS @ 10.8732		- 2,172.94
07/10/18	22869108	- 21.000	RECEIVED -21 UNITS OF CALL WRITE HAIN @ 34.00 8/17/18 VALUE: \$-1,302.00 SELL TO OPEN WITH UBS @ 0.5811		- 1,202.69
07/10/18	22869108	- 2.000	RECEIVED -2 UNITS OF CALL WRITE HD @ 202.50 8/10/18 VALUE: \$-290.00 SELL TO OPEN WITH UBS @ 1.3259		- 263.49
07/23/18	22869108	- 2.000	RECEIVED -2 UNITS OF CALL WRITE HD @ 212.50 8/24/18 VALUE: \$-266.00 SELL TO OPEN WITH UBS @ 1.3554		- 269.39



Account Statement For:
YUKON KUSKOKWIM HEALTH CORP-CONS

Period Covered: July 1, 2018 - July 31, 2018

Consolidated Account Number AGG228691

TRANSACTION DETAIL *(continued)*

DATE	ACCOUNT NUMBER	QUANTITY	DESCRIPTION	AMOUNT	COST BASIS
Assets Received <i>(continued)</i>					
OTHER ASSETS RECEIVED <i>(continued)</i>					
07/19/18	22869100	- 82.000	RECEIVED -82 UNITS OF CALL WRITE IEMG @ 54.00 8/17/18 VALUE: \$-4,510.00 SELL TO OPEN WITH UBS @ 0.4788		- 3,858.22
07/05/18	22869108	- 7.000	RECEIVED -7 UNITS OF CALL WRITE JPM @ 110.00 8/17/18 VALUE: \$-868.00 SELL TO OPEN WITH UBS @ 1.0813		- 751.15
07/23/18	22869108	- 5.000	RECEIVED -5 UNITS OF CALL WRITE JPM @ 116.00 8/31/18 VALUE: \$-285.00 SELL TO OPEN WITH UBS @ 0.9300		- 460.79
07/26/18	22869108	- 7.000	RECEIVED -7 UNITS OF CALL WRITE JPM @ 120.00 9/21/18 VALUE: \$-791.00 SELL TO OPEN WITH UBS @ 1.1777		- 818.49
07/11/18	22869108	- 6.000	RECEIVED -6 UNITS OF CALL WRITE LLY @ 90.00 8/17/18 VALUE: \$-660.00 SELL TO OPEN WITH UBS @ 1.1070		- 659.16
07/06/18	22869100	- 3.000	RECEIVED -3 UNITS OF CALL WRITE MDY @ 365.00 8/10/18 VALUE: \$-345.00 SELL TO OPEN WITH UBS @ 2.2500		- 672.48
07/12/18	22869108	- 17.000	RECEIVED -17 UNITS OF CALL WRITE MSFT @ 107.00 8/24/18 VALUE: \$-1,870.00 SELL TO OPEN WITH UBS @ 1.0157		- 1,712.41
07/05/18	22869108	- 8.000	RECEIVED -8 UNITS OF CALL WRITE NKE @ 80.00 8/17/18 VALUE: \$-1,320.00 SELL TO OPEN WITH UBS @ 1.0221		- 810.98



Account Statement For:
YUKON KUSKOKWIM HEALTH CORP-CONS

Period Covered: July 1, 2018 - July 31, 2018

Consolidated Account Number AGG228691

TRANSACTION DETAIL *(continued)*

DATE	ACCOUNT NUMBER	QUANTITY	DESCRIPTION	AMOUNT	COST BASIS
Assets Received <i>(continued)</i>					
OTHER ASSETS RECEIVED <i>(continued)</i>					
07/09/18	22869108	- 9.000	RECEIVED -9 UNITS OF CALL WRITE NKE @ 80.00 8/10/18 VALUE: \$-630.00 SELL TO OPEN WITH UBS @ 0.6865		- 610.30
07/18/18	22869108	- 5.000	RECEIVED -5 UNITS OF CALL WRITE PNC @ 145.00 8/17/18 VALUE: \$-795.00 SELL TO OPEN WITH UBS @ 1.6920		- 841.79
07/18/18	22869108	- 1.000	RECEIVED -1 UNITS OF CALL WRITE PNC @ 146.00 8/10/18 VALUE: \$-92.00 SELL TO OPEN WITH UBS @ 1.1006		- 109.22
07/13/18	22869108	- 4.000	RECEIVED -4 UNITS OF CALL WRITE SPR @ 92.50 8/17/18 VALUE: \$-300.00 SELL TO OPEN WITH UBS @ 0.9503		- 376.76
07/03/18	22869100	- 13.000	RECEIVED -13 UNITS OF CALL WRITE SPY @ 278.00 8/10/18 VALUE: \$-1,950.00 SELL TO OPEN WITH UBS @ 1.3003		- 1,679.60
07/05/18	22869100	- 9.000	RECEIVED -9 UNITS OF CALL WRITE SPY @ 280.00 8/17/18 VALUE: \$-1,089.00 SELL TO OPEN WITH UBS @ 1.0300		- 919.43
07/19/18	22869100	- 13.000	RECEIVED -13 UNITS OF CALL WRITE SPY @ 283.00 8/24/18 VALUE: \$-2,938.00 SELL TO OPEN WITH UBS @ 2.3301		- 3,018.22
07/11/18	22869108	- 24.000	RECEIVED -24 UNITS OF CALL WRITE SU @ 44.00 8/17/18 VALUE: \$-864.00 SELL TO OPEN WITH UBS @ 0.4123		- 969.39



Account Statement For:
YUKON KUSKOKWIM HEALTH CORP-CONS

Period Covered: July 1, 2018 - July 31, 2018

Consolidated Account Number AGG228691

TRANSACTION DETAIL *(continued)*

DATE	ACCOUNT NUMBER	QUANTITY	DESCRIPTION	AMOUNT	COST BASIS
Assets Received <i>(continued)</i>					
OTHER ASSETS RECEIVED <i>(continued)</i>					
07/10/18	22869108	- 10.000	RECEIVED -10 UNITS OF CALL WRITE TGT @ 82.50 8/17/18 VALUE: \$-630.00 SELL TO OPEN WITH UBS @ 0.6389		- 630.52
07/23/18	22869108	- 8.000	RECEIVED -8 UNITS OF CALL WRITE TJX @ 100.00 8/17/18 VALUE: \$-824.00 SELL TO OPEN WITH UBS @ 0.8214		- 650.39
07/10/18	22869108	- 1.000	RECEIVED -1 UNITS OF CALL WRITE TMO @ 220.00 8/17/18 VALUE: \$-130.00 SELL TO OPEN WITH UBS @ 2.1500		- 214.17
07/11/18	22869108	- 2.000	RECEIVED -2 UNITS OF CALL WRITE TMO @ 220.00 8/17/18 VALUE: \$-580.00 SELL TO OPEN WITH UBS @ 2.1000		- 418.30
07/19/18	22869108	- 3.000	RECEIVED -3 UNITS OF CALL WRITE UNH @ 262.50 8/24/18 VALUE: \$-417.00 SELL TO OPEN WITH UBS @ 2.3308		- 696.72
07/23/18	22869108	- 4.000	RECEIVED -4 UNITS OF CALL WRITE UNH @ 270.00 9/21/18 VALUE: \$-584.00 SELL TO OPEN WITH UBS @ 1.3234		- 526.01
07/12/18	22869108	- 5.000	RECEIVED -5 UNITS OF CALL WRITE UPS @ 113.00 8/24/18 VALUE: \$-685.00 SELL TO OPEN WITH UBS @ 1.1262		- 558.98
07/26/18	22869108	- 5.000	RECEIVED -5 UNITS OF CALL WRITE UPS @ 117.00 8/31/18 VALUE: \$-450.00 SELL TO OPEN WITH UBS @ 0.9862		- 488.90



Account Statement For:
YUKON KUSKOKWIM HEALTH CORP-CONS

Period Covered: July 1, 2018 - July 31, 2018

Consolidated Account Number AGG228691

TRANSACTION DETAIL *(continued)*

DATE	ACCOUNT NUMBER	QUANTITY	DESCRIPTION	AMOUNT	COST BASIS
Assets Received <i>(continued)</i>					
OTHER ASSETS RECEIVED <i>(continued)</i>					
07/06/18	22869100	- 16.000	RECEIVED -16 UNITS OF CALL WRITE VNQ @ 84.00 8/17/18 VALUE: \$-912.00 SELL TO OPEN WITH UBS @ 0.7107		- 1,123.87
07/20/18	22869100	79,860.506	RECEIVED 79,860.506 SHARES OF PRINCIPAL GL MULT STRAT-R6 #8232 CUSIP: 742537236 VALUE: \$892,840.46 share class exchange from 74255L696		916,000.00
07/02/18	22869105	262.700	SPIN OFF RECEIVED 262.7 SHARES DISTRIBUTION AT 0.1 SHARES OF RETAIL VALUE INC FOR EACH SHARE OF DDR CORP DUE 07/01/18 SYMBOL: RVI CUSIP: 76133Q102 VALUE: \$8,209.38		
Total Other Assets Received			Value: \$855,561.84	\$0.00	\$872,110.34
Total Assets Received			Value: \$855,561.84	\$0.00	\$872,110.34



Account Statement For:
YUKON KUSKOKWIM HEALTH CORP-CONS

Period Covered: July 1, 2018 - July 31, 2018

Consolidated Account Number AGG228691

TRANSACTION DETAIL *(continued)*

DATE	ACCOUNT NUMBER	QUANTITY	DESCRIPTION	AMOUNT	COST BASIS
Assets Disbursed					
OTHER ASSETS DELIVERED					
07/18/18	22869108	- 4.000	DISTRIBUTED -4 UNITS OF CALL WRITE AMP @ 145.00 7/20/18 VALUE: \$-248.00 BUY TO CLOSE WITH UBS @ 0.6200		\$837.98
07/12/18	22869108	- 4.000	DISTRIBUTED -4 UNITS OF CALL WRITE AMP @ 155.00 7/20/18 VALUE: \$-20.00 BUY TO CLOSE WITH UBS @ 0.0528		425.30
07/26/18	22869108	- 3.000	DISTRIBUTED -3 UNITS OF CALL WRITE BA @ 365.00 8/17/18 VALUE: \$-1,113.00 BUY TO CLOSE WITH UBS @ 6.1487		1,246.85
07/16/18	22869108	- 4.000	DISTRIBUTED -4 UNITS OF CALL WRITE BRK.B @ 195.00 7/20/18 VALUE: \$-60.00 BUY TO CLOSE WITH UBS @ 0.1666		575.15
07/10/18	22869108	- 2.000	DISTRIBUTED -2 UNITS OF CALL WRITE BRK.B @ 197.50 7/13/18 VALUE: \$-8.00 BUY TO CLOSE WITH UBS @ 0.0466		206.33
07/18/18	22869108	- 2.000	DISTRIBUTED -2 UNITS OF CALL WRITE CE @ 120.00 7/20/18 VALUE: \$-20.00 BUY TO CLOSE WITH UBS @ 0.1000		274.99
07/19/18	22869108	- 6.000	DISTRIBUTED -6 UNITS OF CALL WRITE CE @ 120.00 7/20/18 VALUE: \$-90.00 BUY TO CLOSE WITH UBS @ 0.1500		824.97
07/16/18	22869108	- 19.000	DISTRIBUTED -19 UNITS OF CALL WRITE CSCO @ 47.00 8/17/18 VALUE: \$-190.00 BUY TO CLOSE WITH UBS @ 0.0941		1,090.17



Account Statement For:
YUKON KUSKOKWIM HEALTH CORP-CONS

Period Covered: July 1, 2018 - July 31, 2018

Consolidated Account Number AGG228691

TRANSACTION DETAIL *(continued)*

DATE	ACCOUNT NUMBER	QUANTITY	DESCRIPTION	AMOUNT	COST BASIS
Assets Disbursed <i>(continued)</i>					
OTHER ASSETS DELIVERED <i>(continued)</i>					
07/27/18	22869108	- 10.000	DISTRIBUTED -10 UNITS OF CALL WRITE CTSH @ 81.50 7/27/18 VALUE: \$-1,450.00 BUY TO CLOSE WITH UBS @ 1.3710		610.81
07/31/18	22869108	- 12.000	DISTRIBUTED -12 UNITS OF CALL WRITE CVS @ 71.00 8/03/18 VALUE: \$-36.00 BUY TO CLOSE WITH UBS @ 0.0317		769.92
07/20/18	22869108	- 7.000	DISTRIBUTED -7 UNITS OF CALL WRITE DEO @ 150.00 7/20/18 VALUE: \$-105.00 BUY TO CLOSE WITH UBS @ 0.1016		870.37
07/26/18	22869108	- 6.000	DISTRIBUTED -6 UNITS OF CALL WRITE DIS @ 109.00 7/27/18 VALUE: \$-1,434.00 BUY TO CLOSE WITH UBS @ 2.8357		507.89
07/13/18	22869108	- 1.000	DISTRIBUTED -1 UNITS OF CALL WRITE ETN @ 80.50 7/27/18 VALUE: \$-10.00 BUY TO CLOSE WITH UBS @ 0.1000		79.15
07/23/18	22869108	- 2.000	DISTRIBUTED -2 UNITS OF CALL WRITE GOOG @ 1225.0 8/17/18 VALUE: \$-3,800.00 BUY TO CLOSE WITH UBS @ 21.0044		2,498.31
07/09/18	22869108	- 2.000	DISTRIBUTED -2 UNITS OF CALL WRITE HD @ 205.00 7/13/18 VALUE: \$-6.00 BUY TO CLOSE WITH UBS @ 0.0500		376.66
07/12/18	22869108	- 2.000	DISTRIBUTED -2 UNITS OF CALL WRITE HD @ 210.00 7/20/18 VALUE: \$-10.00 BUY TO CLOSE WITH UBS @ 0.0500		215.48



Account Statement For:
YUKON KUSKOKWIM HEALTH CORP-CONS

Period Covered: July 1, 2018 - July 31, 2018

Consolidated Account Number AGG228691

TRANSACTION DETAIL *(continued)*

DATE	ACCOUNT NUMBER	QUANTITY	DESCRIPTION	AMOUNT	COST BASIS
Assets Disbursed <i>(continued)</i>					
OTHER ASSETS DELIVERED <i>(continued)</i>					
07/13/18	22869108	- 1.000	DISTRIBUTED -1 UNITS OF CALL WRITE HD @ 210.00 7/20/18 VALUE: \$-3.00 BUY TO CLOSE WITH UBS @ 0.0500		107.74
07/19/18	22869100	- 82.000	DISTRIBUTED -82 UNITS OF CALL WRITE IEMG @ 55.00 7/20/18 VALUE: \$-246.00 BUY TO CLOSE WITH UBS @ 0.0300		1,981.28
07/20/18	22869100	- 91.000	DISTRIBUTED -91 UNITS OF CALL WRITE IWF @ 149.00 7/20/18 VALUE: \$-8,645.00 BUY TO CLOSE WITH UBS @ 0.9500		7,658.74
07/05/18	22869108	- 6.000	DISTRIBUTED -6 UNITS OF CALL WRITE JPM @ 110.00 7/06/18 VALUE: \$-6.00 BUY TO CLOSE WITH UBS @ 0.0212		547.50
07/26/18	22869108	- 7.000	DISTRIBUTED -7 UNITS OF CALL WRITE JPM @ 110.00 8/17/18 VALUE: \$-3,955.00 BUY TO CLOSE WITH UBS @ 5.1872		751.15
07/05/18	22869108	- 7.000	DISTRIBUTED -7 UNITS OF CALL WRITE JPM @ 115.00 7/20/18 VALUE: \$-35.00 BUY TO CLOSE WITH UBS @ 0.0564		1,011.28
07/11/18	22869108	- 6.000	DISTRIBUTED -6 UNITS OF CALL WRITE LLY @ 85.00 7/20/18 VALUE: \$-1,980.00 BUY TO CLOSE WITH UBS @ 3.2309		619.19
07/03/18	22869108	- 2.000	DISTRIBUTED -2 UNITS OF CALL WRITE LVS @ 83.00 6/29/18 VALUE: \$-4.00 OPTION EXPIRED		128.42



Account Statement For:
YUKON KUSKOKWIM HEALTH CORP-CONS

Period Covered: July 1, 2018 - July 31, 2018

Consolidated Account Number AGG228691

TRANSACTION DETAIL *(continued)*

DATE	ACCOUNT NUMBER	QUANTITY	DESCRIPTION	AMOUNT	COST BASIS
Assets Disbursed <i>(continued)</i>					
OTHER ASSETS DELIVERED <i>(continued)</i>					
07/12/18	22869108	- 6.000	DISTRIBUTED -6 UNITS OF CALL WRITE MCK @ 152.50 7/20/18 VALUE: \$-30.00 BUY TO CLOSE WITH UBS @ 0.0500		874.59
07/23/18	22869100	- 6.000	DISTRIBUTED -6 UNITS OF CALL WRITE MDY @ 365.00 7/20/18 VALUE: \$-6.00 BUY TO CLOSE WITH UBS @ 0.2000		1,084.59
07/12/18	22869108	- 12.000	DISTRIBUTED -12 UNITS OF CALL WRITE MRK @ 63.00 7/13/18 VALUE: \$-60.00 BUY TO CLOSE WITH UBS @ 0.0500		703.32
07/09/18	22869108	- 8.000	DISTRIBUTED -8 UNITS OF CALL WRITE NKE @ 78.00 7/06/18 VALUE: \$-8.00 BUY TO CLOSE WITH UBS @ 0.0200		771.92
07/13/18	22869108	- 18.000	DISTRIBUTED -18 UNITS OF CALL WRITE SLB @ 70.00 7/13/18 VALUE: \$-18.00 BUY TO CLOSE WITH UBS @ 0.0200		855.43
07/13/18	22869108	- 4.000	DISTRIBUTED -4 UNITS OF CALL WRITE SPR @ 90.00 7/20/18 VALUE: \$-100.00 BUY TO CLOSE WITH UBS @ 0.2380		639.82
07/19/18	22869100	- 13.000	DISTRIBUTED -13 UNITS OF CALL WRITE SPY @ 277.50 7/20/18 VALUE: \$-4,693.00 BUY TO CLOSE WITH UBS @ 3.6559		1,302.08
07/03/18	22869100	- 13.000	DISTRIBUTED -13 UNITS OF CALL WRITE SPY @ 280.00 7/27/18 VALUE: \$-403.00 BUY TO CLOSE WITH UBS @ 0.3503		1,783.13



Account Statement For:
YUKON KUSKOKWIM HEALTH CORP-CONS

Period Covered: July 1, 2018 - July 31, 2018

Consolidated Account Number AGG228691

TRANSACTION DETAIL *(continued)*

DATE	ACCOUNT NUMBER	QUANTITY	DESCRIPTION	AMOUNT	COST BASIS
Assets Disbursed <i>(continued)</i>					
OTHER ASSETS DELIVERED <i>(continued)</i>					
07/27/18	22869108	- 3.000	DISTRIBUTED -3 UNITS OF CALL WRITE TMO @ 220.00 8/17/18 VALUE: \$-4,515.00 BUY TO CLOSE WITH UBS @ 11.9425		632.47
07/12/18	22869108	- 4.000	DISTRIBUTED -4 UNITS OF CALL WRITE UNH @ 260.00 7/13/18 VALUE: \$-36.00 BUY TO CLOSE WITH UBS @ 0.1000		907.90
07/12/18	22869108	- 5.000	DISTRIBUTED -5 UNITS OF CALL WRITE UPS @ 113.00 7/20/18 VALUE: \$-35.00 BUY TO CLOSE WITH UBS @ 0.0887		421.74
07/26/18	22869108	- 5.000	DISTRIBUTED -5 UNITS OF CALL WRITE UPS @ 113.00 8/24/18 VALUE: \$-3,500.00 BUY TO CLOSE WITH UBS @ 2.3070		558.98
07/06/18	22869100	- 16.000	DISTRIBUTED -16 UNITS OF CALL WRITE VNQ @ 81.00 7/20/18 VALUE: \$-2,720.00 BUY TO CLOSE WITH UBS @ 1.7107		786.58
07/12/18	22869100	- 15.000	DISTRIBUTED -15 UNITS OF CALL WRITE VNQ @ 81.00 7/20/18 VALUE: \$-2,250.00 BUY TO CLOSE WITH UBS @ 1.6500		737.41
07/27/18	22869100	- 16.000	DISTRIBUTED -16 UNITS OF CALL WRITE VNQ @ 84.00 8/17/18 VALUE: \$-160.00 BUY TO CLOSE WITH UBS @ 0.1000		1,123.87
07/24/18	22869108	- 1.000	DISTRIBUTED -1 UNITS OF CALL WRITE ZTS @ 87.00 7/27/18 VALUE: \$-5.00 BUY TO CLOSE WITH UBS @ 0.0500		85.47



Account Statement For:
YUKON KUSKOKWIM HEALTH CORP-CONS

Period Covered: July 1, 2018 - July 31, 2018

Consolidated Account Number AGG228691

TRANSACTION DETAIL *(continued)*

DATE	ACCOUNT NUMBER	QUANTITY	DESCRIPTION	AMOUNT	COST BASIS
Assets Disbursed <i>(continued)</i>					
OTHER ASSETS DELIVERED <i>(continued)</i>					
07/25/18	22869108	- 3.000	DISTRIBUTED -3 UNITS OF CALL WRITE ZTS @ 87.00 7/27/18 VALUE: \$-15.00 BUY TO CLOSE WITH UBS @ 0.0500		258.01
07/31/18	22869108	- 6.000	DISTRIBUTED -6 UNITS OF CALL WRITE ZTS @ 87.00 7/27/18 VALUE: \$-30.00 OPTION EXPIRED		517.64
07/20/18	22869100	79,860.506	DISTRIBUTED 79,860.506 SHARES OF PRINCIPAL GL MULT STRAT-INST #4684 CUSIP: 74255L696 VALUE: \$892,840.46 share class exchange to 742537236		- 916,000.00
Total Other Assets Delivered			Value: \$850,782.46	\$0.00	- \$877,739.42
Total Assets Disbursed			Value: \$850,782.46	\$0.00	- \$877,739.42
Cash Sweep Activity					
07/31/18		1,314,171.920	SUMMARY OF PURCHASE TRANSACTIONS	- \$1,314,171.92	\$1,314,171.92
07/31/18		1,264,027.160	SUMMARY OF SALES TRANSACTIONS	1,264,027.16	- 1,264,027.16
Total Cash Sweep Activity				- \$50,144.76	\$50,144.76



Account Statement For:
YUKON KUSKOKWIM HEALTH CORP-CONS

Period Covered: July 1, 2018 - July 31, 2018

Consolidated Account Number AGG228691

TRANSACTION DETAIL *(continued)*

DATE	ACCOUNT NUMBER	QUANTITY	DESCRIPTION	AMOUNT	COST BASIS
Miscellaneous					
COST BASIS ADJUSTMENTS					
07/17/18	22869105		SPIN OFF FEDERAL COST BASIS OF RETAIL VALUE INC ADJUSTED BY 823.05 USD OLD: 0.00 USD/NEW: 823.05 USD SYMBOL: RVI CUSIP: 76133Q102		\$823.05
07/17/18	22869105		SPIN OFF FEDERAL COST BASIS OF RETAIL VALUE INC ADJUSTED BY 1,953.14 USD OLD: 0.00 USD/NEW: 1,953.14 USD SYMBOL: RVI CUSIP: 76133Q102		1,953.14
07/17/18	22869105		SPIN OFF FEDERAL COST BASIS OF RETAIL VALUE INC ADJUSTED BY 1,673.43 USD OLD: 0.00 USD/NEW: 1,673.43 USD SYMBOL: RVI CUSIP: 76133Q102		1,673.43
07/17/18	22869105		SPIN OFF FEDERAL COST BASIS OF RETAIL VALUE INC ADJUSTED BY 1,117.23 USD OLD: 0.00 USD/NEW: 1,117.23 USD SYMBOL: RVI CUSIP: 76133Q102		1,117.23
07/17/18	22869105		SPIN OFF FEDERAL COST BASIS OF RETAIL VALUE INC ADJUSTED BY 2,879.08 USD OLD: 0.00 USD/NEW: 2,879.08 USD SYMBOL: RVI CUSIP: 76133Q102		2,879.08
Total Cost Basis Adjustments				\$0.00	\$8,445.93



Account Statement For:
YUKON KUSKOKWIM HEALTH CORP-CONS

Period Covered: July 1, 2018 - July 31, 2018

Consolidated Account Number AGG228691

TRANSACTION DETAIL *(continued)*

DATE	ACCOUNT NUMBER	QUANTITY	DESCRIPTION	AMOUNT	COST BASIS
Miscellaneous <i>(continued)</i>					
OTHER					
07/16/18	22869101	1,840.000	PAR VALUE OF US TREAS INFL IND NT 1.125% 1/15/21 ADJUSTED BY 1,840 PAR VALUE OLD PAR VALUE 916,152/NEW PAR VALUE 917,992 CUSIP: 912828PP9 TIPS ADJUSTMENT TO PAR VALUE TAXLOT # 22686911		
07/16/18	22869101	917,992.000	ACCRETED DISCOUNT ON US TREAS INFL IND NT 1.125% 1/15/21 FED BASIS INCREASED BY 1,840.00 TO 943,305.76 CUSIP: 912828PP9 CURRENT YEAR OID		1,840.00
07/31/18	22869101	1,968.000	PAR VALUE OF US TREAS INFL IND NT 1.125% 1/15/21 ADJUSTED BY 1,968 PAR VALUE OLD PAR VALUE 917,992/NEW PAR VALUE 919,960 CUSIP: 912828PP9 TIPS ADJUSTMENT TO PAR VALUE TAXLOT # 22686911		
07/31/18	22869101	919,960.000	ACCRETED DISCOUNT ON US TREAS INFL IND NT 1.125% 1/15/21 FED BASIS INCREASED BY 1,968.00 TO 945,273.76 CUSIP: 912828PP9 CURRENT YEAR OID		1,968.00
Total Other				\$0.00	\$3,808.00
Total Miscellaneous				\$0.00	\$12,253.93

Wells Fargo Bank Fees

██████	██████	████████████████████	██████
██████	██████	████████████████████	██████
██████	██████	████████████████████	██████
██████	██████	████████████████████	██████
██████	██████	████████████████████	██████



Account Statement For:
YUKON KUSKOKWIM HEALTH CORP-CONS

Period Covered: July 1, 2018 - July 31, 2018

Consolidated Account Number AGG228691

TRANSACTION DETAIL *(continued)*

DATE	ACCOUNT NUMBER	QUANTITY	DESCRIPTION	AMOUNT	COST BASIS
Wells Fargo Bank Fees <i>(continued)</i>					
[REDACTED]	[REDACTED]		[REDACTED]	[REDACTED]	
[REDACTED]	[REDACTED]		[REDACTED]	[REDACTED]	
[REDACTED]	[REDACTED]		[REDACTED]	[REDACTED]	
[REDACTED]	[REDACTED]		[REDACTED]	[REDACTED]	
[REDACTED]	[REDACTED]		[REDACTED]	[REDACTED]	
[REDACTED]	[REDACTED]		[REDACTED]	[REDACTED]	
Total Wells Fargo Bank Fees				[REDACTED]	[REDACTED]
[REDACTED]				[REDACTED]	[REDACTED]
Ending Balance:				\$1,490.10	\$87,500,387.92

REALIZED GAIN/LOSS DETAIL

DATE SOLD	QUANTITY	ASSET DESCRIPTION	COST BASIS	PROCEEDS	SHORT TERM REALIZED GAIN/LOSS	LONG TERM REALIZED GAIN/LOSS
07/30/18	126.000	AIR PRODS & CHEMS INC COM ACCOUNT NUMBER 22869104 46.0000 UNITS ACQUIRED ON 09/17/14 80.0000 UNITS ACQUIRED ON 08/22/14	- \$15,276.54	\$20,455.59	\$0.00	\$5,179.05
07/12/18	319.000	ALEXANDRIA REAL ESTATE EQUITIES ACCOUNT NUMBER 22869105 164.0000 UNITS ACQUIRED ON 04/29/16 155.0000 UNITS ACQUIRED ON 04/27/16	- 29,645.42	40,616.50	0.00	10,971.08
07/25/18	288.000	AMERICAN TOWER CORP ACCOUNT NUMBER 22869105 288.0000 UNITS ACQUIRED ON 04/29/16	- 29,801.37	40,401.58	0.00	10,600.21
07/30/18	48.000	AON PLC ACCOUNT NUMBER 22869104 48.0000 UNITS ACQUIRED ON 09/17/14	- 4,190.88	7,101.63	0.00	2,910.75
07/03/18	800.000	BAYER AG ADR- RIGHTS DEEMED 7/15/18 ACCOUNT NUMBER 22869108 800.0000 UNITS ACQUIRED ON 01/06/17	0.00	1,331.72	0.00	1,331.72
07/16/18	430,000.000	CAPITAL ONE MULTI-AS 1.600% 5/17/21 ACCOUNT NUMBER 22869101 430,000.0000 UNITS ACQUIRED ON 07/16/15	- 429,978.93	430,000.00	0.00	21.07
07/19/18	100.000	DIGITAL REALTY TRUST INC 5.875% PFD ACCOUNT NUMBER 22869107 62.0000 UNITS ACQUIRED ON 07/06/16 24.0000 UNITS ACQUIRED ON 07/18/16 14.0000 UNITS ACQUIRED ON 02/20/18	- 2,556.17	2,528.47	7.21	- 34.91
07/24/18	100.000	DIGITAL REALTY TRUST INC 5.875% PFD ACCOUNT NUMBER 22869107 100.0000 UNITS ACQUIRED ON 02/20/18	- 2,477.00	2,526.97	49.97	0.00
07/25/18	37.000	DIGITAL REALTY TRUST INC 5.875% PFD ACCOUNT NUMBER 22869107 37.0000 UNITS ACQUIRED ON 02/20/18	- 916.49	934.27	17.78	0.00

REALIZED GAIN/LOSS DETAIL *(continued)*

DATE SOLD	QUANTITY	ASSET DESCRIPTION	COST BASIS	PROCEEDS	SHORT TERM REALIZED GAIN/LOSS	LONG TERM REALIZED GAIN/LOSS
07/30/18	50.000	ECOLAB INC ACCOUNT NUMBER 22869104 18.0000 UNITS ACQUIRED ON 02/02/18 7.0000 UNITS ACQUIRED ON 01/28/15 25.0000 UNITS ACQUIRED ON 03/30/15	- 6,104.56 2,494.15 740.84 2,869.57	7,135.49	74.62	956.31
07/30/18	101.000	FIDELITY NATL INFORMATION SVCS INC ACCOUNT NUMBER 22869104 28.0000 UNITS ACQUIRED ON 02/10/16 73.0000 UNITS ACQUIRED ON 09/17/14	- 5,797.42 1,635.70 4,161.72	11,031.93	0.00	5,234.51
07/25/18	798.000	HILTON WORLDWIDE HOLDINGS IN ACCOUNT NUMBER 22869105 104.3340 UNITS ACQUIRED ON 04/27/16 267.0000 UNITS ACQUIRED ON 04/29/16 118.6670 UNITS ACQUIRED ON 05/11/16 62.0000 UNITS ACQUIRED ON 11/25/16 141.0000 UNITS ACQUIRED ON 12/21/16 105.0000 UNITS ACQUIRED ON 01/25/17	- 40,239.66 4,856.57 12,250.77 5,543.56 3,271.87 8,164.48 6,152.41	65,249.93	0.00	25,010.27
07/27/18	326.000	INTERXION HOLDING NV ACCOUNT NUMBER 22869105 42.0000 UNITS ACQUIRED ON 11/14/16 99.0000 UNITS ACQUIRED ON 04/29/16 185.0000 UNITS ACQUIRED ON 05/11/16	- 11,238.44 1,432.20 3,359.91 6,446.33	21,615.31	0.00	10,376.87
07/30/18	59.000	INTUIT COM ACCOUNT NUMBER 22869104 38.0000 UNITS ACQUIRED ON 02/02/18 21.0000 UNITS ACQUIRED ON 09/17/14	- 8,001.11 6,236.90 1,764.21	12,866.72	2,050.14	2,815.47
07/23/18	100.000	JPMORGAN CHASE & CO 5.450% PFD ACCOUNT NUMBER 22869107 56.0000 UNITS ACQUIRED ON 07/06/16 44.0000 UNITS ACQUIRED ON 07/18/16	- 2,620.87 1,467.19 1,153.68	2,552.97	0.00	- 67.90
07/24/18	132.000	JPMORGAN CHASE & CO 5.450% PFD ACCOUNT NUMBER 22869107 76.0000 UNITS ACQUIRED ON 07/18/16 56.0000 UNITS ACQUIRED ON 02/20/18	- 3,392.09 1,992.71 1,399.38	3,379.23	34.23	- 47.09

REALIZED GAIN/LOSS DETAIL *(continued)*

DATE SOLD	QUANTITY	ASSET DESCRIPTION	COST BASIS	PROCEEDS	SHORT TERM REALIZED GAIN/LOSS	LONG TERM REALIZED GAIN/LOSS
07/31/18	126.000	OCCIDENTAL PETE CORP ACCOUNT NUMBER 22869106 126.0000 UNITS ACQUIRED ON 10/25/16	- 9,439.14	10,569.75	0.00	1,130.61
07/05/18	200.000	PPL CAPITAL FUNDING INC 5.900% PFD ACCOUNT NUMBER 22869107 69.0000 UNITS ACQUIRED ON 07/06/16 27.0000 UNITS ACQUIRED ON 07/18/16 104.0000 UNITS ACQUIRED ON 02/20/18	- 5,206.67	5,096.67	32.59	- 142.59
07/09/18	43.000	PPL CAPITAL FUNDING INC 5.900% PFD ACCOUNT NUMBER 22869107 43.0000 UNITS ACQUIRED ON 02/20/18	- 1,082.31	1,093.48	11.17	0.00
07/10/18	24.000	PPL CAPITAL FUNDING INC 5.900% PFD ACCOUNT NUMBER 22869107 24.0000 UNITS ACQUIRED ON 02/20/18	- 604.08	611.03	6.95	0.00
07/31/18	203.000	PUBLIC SVC ENTERPRISE GROUP INC ACCOUNT NUMBER 22869106 203.0000 UNITS ACQUIRED ON 04/06/17	- 9,090.97	10,532.25	0.00	1,441.28
07/09/18	174.000	RENAISSANCERE HOLDING L 5.375% PFD ACCOUNT NUMBER 22869107 59.0000 UNITS ACQUIRED ON 07/06/16 61.0000 UNITS ACQUIRED ON 07/18/16 54.0000 UNITS ACQUIRED ON 02/20/18	- 4,406.99	4,259.46	38.33	- 185.86
07/10/18	236.000	RENAISSANCERE HOLDING L 5.375% PFD ACCOUNT NUMBER 22869107 236.0000 UNITS ACQUIRED ON 02/20/18	- 5,609.70	5,778.69	168.99	0.00
07/23/18	98.000	RENAISSANCERE HOLDING L 5.375% PFD ACCOUNT NUMBER 22869107 98.0000 UNITS ACQUIRED ON 02/20/18	- 2,329.45	2,390.19	60.74	0.00
07/19/18	0.700	RETAIL VALUE INC ACCOUNT NUMBER 22869105 0.7000 UNITS ACQUIRED ON 07/02/18	- 22.51	24.43	1.92	0.00

REALIZED GAIN/LOSS DETAIL *(continued)*

DATE SOLD	QUANTITY	ASSET DESCRIPTION	COST BASIS	PROCEEDS	SHORT TERM REALIZED GAIN/LOSS	LONG TERM REALIZED GAIN/LOSS
07/30/18	140.000	ROSS STORES INC ACCOUNT NUMBER 22869104 140.0000 UNITS ACQUIRED ON 10/02/14	- 5,303.50	12,314.59	0.00	7,011.09
07/30/18	49.000	S&P GLOBAL INC ACCOUNT NUMBER 22869104 35.0000 UNITS ACQUIRED ON 01/08/16 14.0000 UNITS ACQUIRED ON 12/10/15	- 4,517.72	10,413.24	0.00	5,895.52
07/25/18	96.000	SIMON PROPERTY GROUP INC ACCOUNT NUMBER 22869105 96.0000 UNITS ACQUIRED ON 04/27/16	- 19,629.11	16,317.16	0.00	- 3,311.95
07/31/18	174.000	TOTAL S.A. - ADR ACCOUNT NUMBER 22869106 174.0000 UNITS ACQUIRED ON 09/01/14	- 11,458.73	11,105.51	0.00	- 353.22
07/24/18	100.000	US BANCORP 5.150% PFD ACCOUNT NUMBER 22869107 100.0000 UNITS ACQUIRED ON 02/20/18	- 2,446.00	2,519.97	73.97	0.00
07/25/18	100.000	US BANCORP 5.150% PFD ACCOUNT NUMBER 22869107 100.0000 UNITS ACQUIRED ON 02/20/18	- 2,446.00	2,520.97	74.97	0.00
07/25/18	500,000.000	VR7 NEW YORK ST HS 0.450% 11/01/49 ACCOUNT NUMBER 22869101 500,000.0000 UNITS ACQUIRED ON 12/27/17	- 500,000.00	500,000.00	0.00	0.00
Total This Period			- \$1,175,829.83	\$1,265,275.70	\$2,703.58	\$86,742.29

Gain/Loss information is un-audited and should not be used for tax preparation, estate and/or retirement planning purposes.



Account Statement For:
YUKON KUSKOKWIM HEALTH CORP-CONS

Period Covered: July 1, 2018 - July 31, 2018

Consolidated Account Number AGG228691

UNSETTLED TRADES

DESCRIPTION	ACCOUNT NUMBER	QUANTITY	TRADE DATE	SETTLEMENT DATE	ACCRUED INTEREST	AMOUNT
Purchases						
AT&T INC PFD CUSIP: 00206R409 COMM & FEES: \$5.92 TRADE PRICE: \$24.7133	22869107	296.00	07/26/18	08/01/18	\$0.00	-\$7,321.05
Total Purchases					\$0.00	-\$7,321.05



Account Statement For:
YUKON KUSKOKWIM HEALTH CORP-CONS

Period Covered: July 1, 2018 - July 31, 2018

Consolidated Account Number AGG228691

DISCLOSURE MESSAGES

All information provided with respect to cost basis is derived from transactions in the account or information supplied by you or other sources. There is no guarantee as to the accuracy of cost basis information or the profit and loss information provided. Accordingly cost basis information is not intended for tax reporting purposes. Please inform us in the event that a cost basis is not accurate.

Important Account Information

Effective 11/13/2015, the Complementary Strategies name classification was changed to Alternative Investments.

NOTICE

FOR ACCOUNTS WHERE WELLS FARGO IS ACTING AS A TRUSTEE, ANY ACTION YOU MAY HAVE AS A BENEFICIARY AGAINST WELLS FARGO AND ANY OTHER TRUSTEE FOR BREACH OF TRUST BASED ON ANY MATTER ADEQUATELY DISCLOSED IN THIS STATEMENT MAY BE BARRED UNLESS THE ACTION IS BEGUN WITHIN SIX MONTHS AFTER YOU RECEIVE THIS STATEMENT. IF YOU HAVE ANY QUESTIONS, YOU MAY WISH TO OBTAIN PROFESSIONAL ADVICE REGARDING THIS STATEMENT.

This statement includes compensation paid to Wells Fargo for services provided to this account.

Effective for tax years beginning on or after 1/1/2015 Internal Revenue Code Section 67(e) changes the deductibility of fiduciary fees.

A guide to reading your statement is available on-line at www.wellsfargo.com/statementguide or by calling The Private Bank Service Team at (877) 646-8560.